

# Research offer of the Rzeszów University of Technology

Rzeszów, 2023



POLITECHNICZNA SIEĆ  
VIA CARPATIA



**RZESZÓW UNIVERSITY  
OF TECHNOLOGY**

Financed by the Ministry of Education and Science within the framework of the commissioned task entitled "VIA CARPATIA Universities of Technology Network named after the President of the Republic of Poland Lech Kaczyński".



Minister of Education and Science  
Republic of Poland

---



Ministry of Education and Science  
Republic of Poland

---

## Table of contents

INTRODUCTION .....	5
THE FACULTY OF CIVIL AND ENVIRONMENTAL ENGINEERING AND ARCHITECTURE	6
THE FACULTY OF MECHANICAL ENGINEERING AND AERONAUTICS .....	40
THE FACULTY OF CHEMISTRY .....	88
THE FACULTY OF ELECTRICAL AND COMPUTER ENGINEERING .....	122
THE FACULTY OF MATHEMATICS AND APPLIED PHYSICS .....	148
THE FACULTY OF MECHANICS AND TECHNOLOGY .....	154
THE FACULTY OF MANAGEMENT .....	178
CENTRE FOR ACADEMIC SPORTS .....	188

## Introduction

We would like to present to you the research offer of the Rzeszów University of Technology, which was produced within the framework of the commissioned task entitled "VIA CARPATIA Universities of Technology Network named after the President of the Republic of Poland Lech Kaczyński". The aim of the project is to develop in the following areas: education, science and commercialisation so that, thanks to the merge of their potentials, the universities associated in the Network become competitive on the global market and significantly improve the quality of life of the society, with particular emphasis on Eastern Poland.

The research offer contained in this study presents the research potential including and indicates the possibilities of the Ignacy Łukasiewicz Rzeszów University of Technology in the scope of conducted research.

The University has an extensive group of specialists with high substantive competences and many years of experience, deepened through internships and placements both in Poland and abroad. The University's ultramodern research infrastructure (laboratories, workshops) is constantly being upgraded to best meet scientific challenges and the needs of industry.

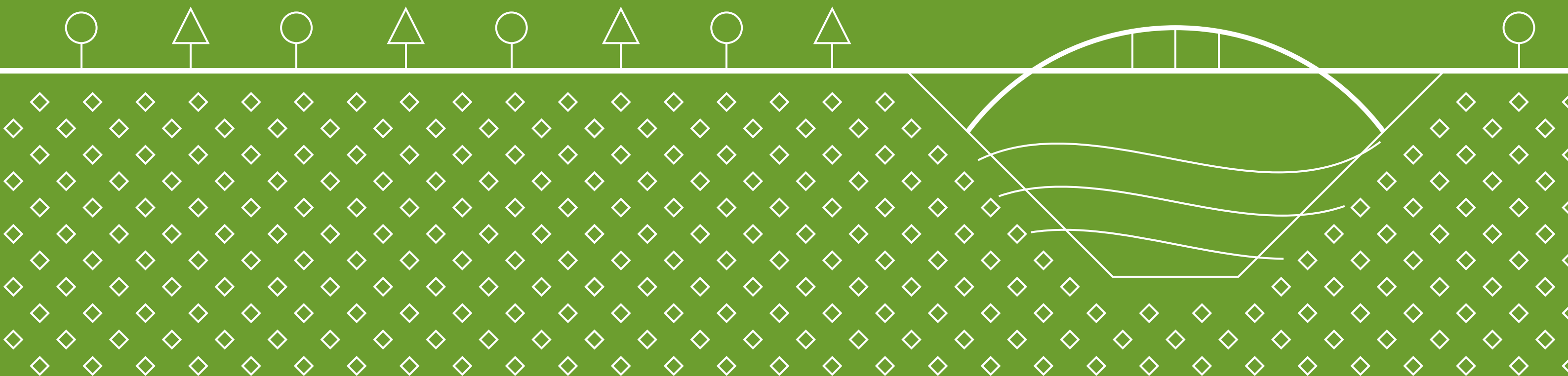
We hope that this offer will allow us to develop existing and establish new cooperation with partners from the socio-economic environment, jointly solve construction and operational problems, jointly seek new research challenges, and jointly apply for research projects.

We invite you to cooperate with us!

ul. Poznańska 2, 35-084 Rzeszów  
e-mail: [rb@prz.edu.pl](mailto:rb@prz.edu.pl)  
[wbisia.prz.edu.pl](http://wbisia.prz.edu.pl)



FACULTY OF  
**CIVIL AND ENVIRONMENTAL ENGINEERING,  
AND ARCHITECTURE**  
RZESZÓW UNIVERSITY OF TECHNOLOGY




## Department of Roads and Bridges

### Methods and techniques:

- the instrument uses a wavelength sweep interferometric (SWI) method to measure Rayleigh scattering

### Apparatus available:

- Luna OBR 4600
- Luna ODiSi 6100
- S179 Fusion Splicer
- Fitel S326 High Precision Cleaver



### Optical reflectometer set

LUNA OBR ultra-high resolution reflectometer with continuous fibre optic sensor (sensing) option. The LUNA OBR includes temperature and strain measurement software so it will transform a standard telecoms optical fibre into a high-resolution strain and temperature sensor. The OBR uses a wavelength sweep interferometric (SWI) method to measure Rayleigh scattering. An external stimulus (stress or temperature change) causes a temporary change(shift) in the spectrum. The OBR evaluates shifts and rescales in the measurements. The SWI method enables robust and practical measurement of temperature and stress in optical fibres up to 70 m in length with an accuracy of 1  $\mu\text{m}$  or 0.1° C.

LUNA ODiSi reflectometer - OFDR-type reflectometer with a spatial resolution of 0.6 mm - Enables the construction of a continuous sensor system (Optical Distributed Sensor Interrogator) based on ordinary telecommunications optical fibre. It is a deformation and temperature measurement device with a range of 20 m with 1.25 mm resolution and a frequency of up to 250 Hz.


Department Chair:  
Tomasz Siwowski, BEng, PhD, DSc, Prof. Tit.  
phone: +48 17 865 10 15  
e-mail: siwowski@prz.edu.pl

## Department of Roads and Bridges Faculty's Structures Testing Laboratory



### Tests of bridge structures under a static and dynamic test load

The laboratory conducts accredited testing of bridges under test loads. The tests cover road bridges, railway bridges and footbridges. Structures are tested under static and dynamic loads. During static load tests, settlement of supports, displacements (deflections) of spans and stresses in structural components are recorded. During dynamic load tests, displacements and vibration accelerations are predominantly registered. The dynamic coefficient and the damping coefficient are determined. During tests on railway bridges, maximum vibration accelerations are checked, and during tests on footbridges, vibration comfort is verified. Only calibrated measuring equipment is used. Testing of bridges under test loads is research covered by a management system in accordance with PN-EN ISO/IEC 17025:2018-02 and accredited by the Polish Centre for Accreditation.



AB 1413

ul. Poznańska 2, 35-084 Rzeszów  
phone: +48 17 865 12 14  
e-mail: wlbk@prz.edu.pl  
wlbk.prz.edu.pl

### Methods and techniques:

- static-strength loads
- fatigue loads
- displacement measurements using clock and inductive methods
- displacement measurements using geodetic methods
- strain measurements using strain gauges
- rotation angle measurements using inclinometers
- vibration acceleration measurements using accelerometers

### Apparatus available:

- set of analog, digital, and inductive instruments for displacement measurements
- set of precision levels for measurements of support settlements and bridge displacements
- precision automatic theodolite for displacement measurements
- set for strain measurements
- set of accelerometers for acceleration measurements

### Standard compliance tests:

- PN-EN ISO/IEC 17025:2018-02
- own procedures
- Individual research projects

Lab Coordinator:  
Lucjan Janas, BEng, PhD  
phone: +48 17 865 14 61  
e-mail: ljanas@prz.edu.pl



# Faculty's Structures Testing Laboratory

## Methods and techniques:


- tensile test at room temperature
- bending test

## Apparatus available:

- Instron strength testing machine with a load range of 1200 kN
- video extensometer with a measurement range of 300 mm

## Standard compliance tests:

- PN-EN ISO/IEC 17025:2018-02
- PN-EN ISO 6892-1:2016-09, Met. B
- PN-EN ISO 6892-1:2020-05, Met. B
- PN-EN ISO 7438:2006
- PN-EN ISO 7438:2021-04
- PN-EN ISO 15630-1:2011 p.5
- PN-EN ISO 15630-1:2019-04 p.5
- PN-EN ISO 15630-1:2011 p.6
- PN-EN ISO 15630-1:2019-04 p.6
- PN-EN ISO 15630-2:2011 p.5
- PN-EN ISO 15630-2:2019-04 p.5
- PN-EN ISO 15630-2:2011 p.6
- PN-EN ISO 15630-2:2019-04 p.6
- PN-EN ISO 15630-3:2011 p.5
- PN-EN ISO 15630-3:2019-04 p.5
- PN-EN ISO 15630-3:2011 p.6
- PN-EN ISO 15630-3:2019-04 p.6



## Strength Testing of Materials

The Faculty's Structures Testing Laboratory conducts accredited tests on the mechanical properties of metals and susceptibility to plastic deformation. Determined parameters include, among others:

- real yield strength ( $R_e$ )
- apparent yield strength ( $R_p$ ),
- tensile strength ( $R_m$ )
- percentage elongation after fracture ( $A$ ),
- total percentage elongation at maximum force ( $A_{gt}$ ),
- percentage reduction in area ( $Z$ ) and maximum force ( $F_m$ )

The tests cover metals, bars, rolled products, and wire for concrete reinforcement, welded reinforcement mesh, and prestressing steel. The force range extends up to 600 kN. Metal tests adhere to a management system compliant with the PN-EN ISO/IEC 17025:2018-02 standard and are accredited by the Polish Centre for Accreditation. Beyond accreditation, the laboratory conducts tests on other materials, such as composites and wood.



AB 1413

# Faculty's Structures Testing Laboratory



## Structural Strength Testing

The laboratory conducts structural strength tests on elements, structures, connections, and finished building products under both static and dynamic (fatigue) loading. For static strength tests, a universal Schenck strength testing machine is primarily used, along with a force floor measuring 9.6 m x 21.6 m and an adjustable testing stand. The maximum span of the tested element is 21.6 m, with a maximum load of 2 x 630 kN. The testing station is constructed based on specific requirements, utilizing elements available in the laboratory. During tests, in addition to recording forces, measurements include, for example:

- displacements and deformations of structures using clock or inductive sensors,
- displacements using geodetic methods,
- strain/stress using strain gauge methods,
- rotation angles,
- vibration accelerations.

Fatigue tests may involve elements of structures, finished building products, connections, or vibration isolation. Variable loads are applied in a frequency range from 0.2 to 20 Hz, with a force range up to 630 kN.

## Methods and techniques:

- static strength loads
- fatigue loads
- displacement measurements using clock and inductive methods
- displacement measurements using geodetic methods
- strain measurements using strain gauges
- rotation angle measurements using inclinometers
- vibration acceleration measurements using accelerometers

## Apparatus available:

- computer-controlled hydraulic actuators with a range of 2 x 630 kN
- set of analog and digital instruments for displacement measurements
- set of precision levels and theodolite
- strain measurement system
- set for measuring rotation angles
- set for acceleration measurements

## Standard compliance tests:

- PN-B-06281:1973
- PB-05 (proprietary procedure)
- Individual research projects

# Faculty's Structures Testing Laboratory

## Methods and techniques:

- in-situ method
- computational method

## Apparatus available:

- dual-channel sound meters and analyzers
- acoustic calibrator
- multidirectional sound source with amplifier
- reference tap
- thermohygrometer

## Standard compliance tests:

- PN-EN ISO 140-4:2000
- PN-EN ISO 16283-1:2014-05
- PN-EN ISO 140-5:1999
- PN-EN ISO 16283-3:2016-04
- PN-EN ISO 140-7:2000
- PN-EN ISO 16283-2:2021-09
- PN-EN ISO 717-1:2021-06
- PN-EN ISO 717-2:2021-06
- PN-EN ISO 3382-2:2010
- PN-B-02151-4:2015-06



## Acoustic studies – evaluation of sound insulation of building partitions and reverberation time

The laboratory conducts studies on the acoustic insulation of partitions in residential and public buildings. The research may include both internal partitions between rooms and external partitions (façades). The primary focus is on determining the insulation index for airborne sounds and, for ceilings, the acoustic insulation index for airborne and impact sounds. The studies employ dual-channel sound meters and analyzers, a multidirectional sound source with an amplifier, and a specialized reference tap. The laboratory also determines the reverberation time in rooms, which is crucial for assessing speech intelligibility.

# Faculty's Structures Testing Laboratory

## Methods and techniques:

- direct method
- computational method

## Apparatus available:

- dual-channel sound meters and analyzers
- acoustic calibrator
- weather station


## Standard compliance tests:

- PN-EN ISO/IEC 17025:2018-02
- Attachment No. 3 to the Regulation of the Minister of the Environment dated June 16, 2011 (Official Gazette 2011, No. 140, item 824), excluding point H (Official Gazette 2011, No. 288, item 1697)



## Acoustic studies – traffic noise

The laboratory conducts research on noise originating from roads, railways, and tram lines. The equivalent sound level A and the exposure sound level A (direct method) are determined, as well as the equivalent sound level A for the reference time T expressed by the indicators LAeq D and LAeq N (computational method). Only calibrated measurement equipment is used. The measurement range is 25-129 dB. Studies on traffic noise are covered by a management system compliant with the PN-EN ISO/IEC 17025:2018-02 standard and accredited by the Polish Centre for Accreditation.



AB 1413



# Faculty's Structures Testing Laboratory

## Methods and techniques:

- laboratory method
- computational method

## Apparatus available:

- dual-channel sound meters and analyzers
- acoustic calibrator
- multidirectional sound source with amplifier
- calibrated tapping device
- thermohygrometer

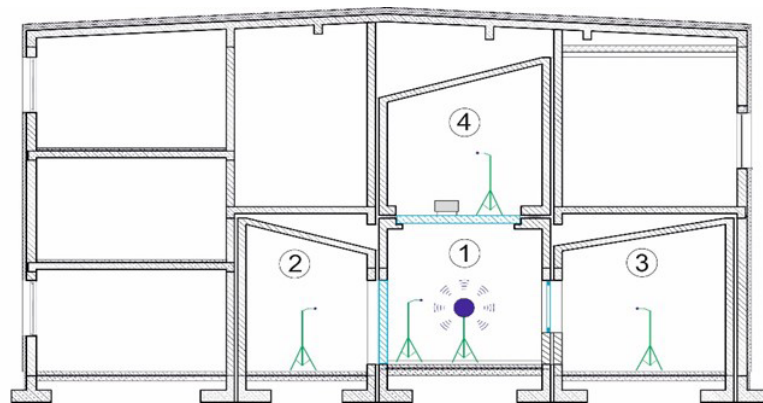
## Standard compliance tests:

- PN-EN ISO 10140-1:2021-10
- PN-EN ISO 10140-2:2021-10
- PN-EN ISO 10140-3:2021-10
- PN-EN ISO 10140-4:2021-10
- PN-EN ISO 10140-5:2021-10
- PN-EN ISO 140-6:1999
- PN-EN ISO 717-1:2021-06
- PN-EN ISO 717-2:2021-06
- PN-EN 1793-2:2018-08
- PN-EN 1793-3:2001
- PN-EN ISO 354:2005 z wyłączeniem pkt. 7.3
- PN-EN ISO 11654:1999
- PN-EN 1793-1:2017-05
- PN-EN 1793-3:2001



## Acoustic research – acoustic insulation testing of materials and building products

The laboratory conducts research on the acoustic insulation of materials and building products. This includes determining indicators for the assessment of insulation from airborne sounds and acoustic insulation from impact sounds. The studies take place in a specialized laboratory for building acoustics equipped with 4 anechoic chambers – see the diagram below:



1 – transmitting-receiving chamber, 2, 3 – receiving chambers, 4 – transmitting chamber

In chambers 1-2, the insulation from airborne sounds is determined, e.g., for construction ceramics or screens; in chambers 1-3, the insulation of windows or doors; and in chambers 1-4, the insulation of ceilings. All chambers are air-conditioned, have appropriate acoustic parameters, and meet normative requirements. The laboratory also has an anechoic chamber for determining the sound absorption coefficient. The frequency range of applied mid-band frequencies: 100 – 5000 Hz.

# Faculty's Structures Testing Laboratory



## Acoustic studies – evaluation of acoustic barrier effectiveness

The laboratory conducts studies on the effectiveness of road noise barriers. Acoustic properties are determined during field and laboratory research. During field studies, the level of acoustic pressure is recorded at a minimum of two measurement points simultaneously in 1/3-octave bands. The frequency range of the analyzed frequencies is 50 – 5000 Hz. The effectiveness of the barriers is determined by computational method. The laboratory also conducts measurements of sound diffraction at the installation site using a 6-channel measurement system. In addition to in-situ studies, the laboratory conducts research on the acoustic insulation of barriers under laboratory conditions and studies the sound absorption coefficient.

## Methods and techniques:

- in-situ method
- computational method

## Apparatus available:

- 2-channel sound meters and analyzers
- 6-channel system for measuring acoustic pressure
- acoustic calibrator
- multidirectional sound source with amplifier
- weather station

## Standard compliance tests:

- PN-ISO 10847:2002
- PN-EN 1793-1\_2017-05
- PN-EN 1793-2\_2018-08
- PN-EN 1793-3\_2001
- PN-EN 1793-4\_2015-05

## Methods and techniques:


- for bridge objects – direct method
- for buildings – indirect method

## Apparatus available:

- measurement amplifiers based on LAN technology
- handheld vibration calibrator (1000 Hz)
- multifrequency vibration calibrator
- set of accelerometers

## Standard compliance tests:

- PN-EN ISO/IEC 17025:2018-02
- PB-03 (proprietary procedure)
- PN-B-02170:1985
- PN-B-02170:2016-12
- PN-B-02171:1988



## Vibration tests for bridges and buildings

The laboratory performs accredited vibration testing of bridges and buildings. The tests use a set-up consisting of measuring amplifiers and accelerometers that enable vibrations of structures to be measured at up to a dozen points simultaneously. A range of single-axis and triaxial accelerometers is used, from those with high sensitivity (for seismic measurements) to those capable of measuring impulse vibrations, including vibrations from explosions. The range of measured amplitudes is between 0.001 m/s<sup>2</sup> and 20000 g, the frequency range between 0.1 Hz and 6 kHz. For tests on bridges, free vibration frequencies and acceleration amplitudes are determined. A safety criterion is checked and vibration comfort is assessed. For buildings, the effect of vibrations on buildings and the effect of vibrations on people in buildings is assessed. The maximum value of vibration acceleration in the 1/3 octave bands in the frequency range of 0.5 - 100 Hz or 0.5 - 80 Hz is determined. The range of measured amplitudes in these studies is  $\pm 4.9$  m/s<sup>2</sup> pk. Vibration testing of bridges and buildings is covered by a management system in accordance with PN-EN ISO/IEC 17025:2018-02 and accredited by the Polish Centre for Accreditation.



AB 1413

## We conduct the following tests:

- examination and assessment of the technical condition of structures,
- periodical measurements of vertical and horizontal displacements and deformations of structures and engineering objects,
- control measurements of the geometry of tracks, cranes, bridges, viaducts and tower structures as well as structural elements of buildings and engineering structures and machinery and equipment,
- testing of bridges under static test loads,
- trial loads on piles and measurements of deformations of structures and the subsoil,
- earth mass and volume measurements
- static and kinematic GNSS measurements in solving various types of engineering problems,
- inventory measurements of cubic objects and 3D modelling for architectural purposes,
- accuracy assessment of measuring instruments according to field test procedures for surveying and measuring instruments as specified in PN-ISO 17123,
- field and laboratory studies of the ground medium and preparation of geotechnical and geological-engineering documentation,
- studies of geotechnical parameters describing physical properties of subsoil as well as advanced studies of strength and deformation properties of soil medium,
- design of foundations of structures and geotechnical constructions, including on weak soils, in complex geological-engineering conditions,
- design studies on stabilisation and elimination of consequences of landslides, including on communication routes and in urbanised areas,
- consultancy, advisory and verification of construction and execution designs for complex industrial and public utility buildings,
- providing scientific and technical opinions and expert opinions and other studies in the field of: geodesy, geotechnics, research and evaluation of stability and durability of engineering structures.

## Methods and techniques:

- DJI Phantom 4 RTK drone
- GPS/GNSS receivers
- FARO laser scanners
- total stations
- tachymeters
- GDS ground testing equipment



## Department of Geodesy and Geotechnics

### Methods and techniques:

- ability to perform triaxial tests on soils with different load and deformation characteristics
- ability to test samples with a diameter of 38 mm and 50 mm
- ability to test the coefficient of soil filtration



### GDS triaxial compression testing system

The permeability testing system allows independent control of the pressure in the chamber, and at both ends of the specimen, to replicate in - situ conditions (or other required stress state) and a constant hydraulic gradient or flow. Triaxial testing is an excellent way to measure the mechanical parameters of soils, rocks and aggregates, and the results are used to address a wide range of geotechnical engineering issues. The testing is controlled by GDSLAB software with the optional Permeability Testing Module.

## Department of Environmental and Chemistry Engineering: Geological Laboratory

### Methods and techniques:

- testing the basic properties of aggregates
- Petrographic description
- Recommended test method RILEM: AAR-1.1
- Detection of potential alkaline reactivity Part 1: Petrographic test method
- GDDKiA test procedure PB/3/18, appendix 3

### Apparatus available:

- Panthera TEC POL polarising microscope
- Olympus SZX7 stereo microscope

### Standard compliance tests:

- E.g. PN – EN 932-3: 2022-12
- E.g. ASTM C295



### Petrographic tests

Mineralogical and petrographic examination of rocks, building materials, mineral raw materials in the basic as well as in the aspect of detailed analysis, e.g:

- mineral composition of rocks, bottom sediments, construction materials,
- properties of rocks used in building and road construction,
- granulation, sorting and dressing of crumb material,
- identification of reactive silica minerals in aggregates, e.g. opal, cristobalite, tridymite, chalcedony and quartz,
- evaluation of secondary and mineralisation processes,
- study of structural and textural characteristics of rocks, construction aggregates,
- analysis of the effects of environmental factors on mineral aggregates, rocks.


# Department of Environmental and Chemistry Engineering: Laboratory for New Technologies in Water Research and Wastewater Treatment

## Methods and techniques:

- 8700 LDIR Chemical Imaging System
- proprietary method for chemical sample preparation for microscopic analysis of microplastics

## Apparatus available:

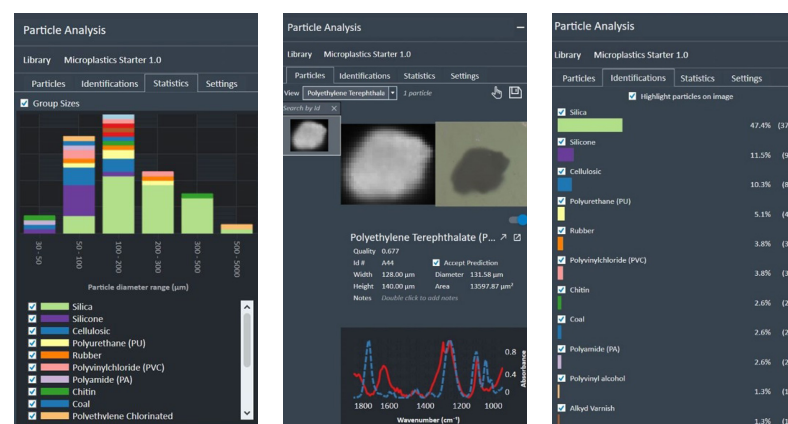
- Agilent 8700 LDIR



## Microplastic testing

Quantitative and qualitative determination of polymeric microparticles. Extraction of microplastics from diverse environmental samples:

- water
- wastewater
- bottom sediments
- soil



Graphical presentation of results

# Department of Environmental and Chemistry Engineering: Laboratory for New Technologies in Water Research and Wastewater Treatment

## Methods and techniques:

- the ions under test are separated on a separation column by liquid chromatography and then measured with a conductometric detector.

## Apparatus available:

- DIONEX ICS5000 ion chromatograph

## Standard compliance tests:

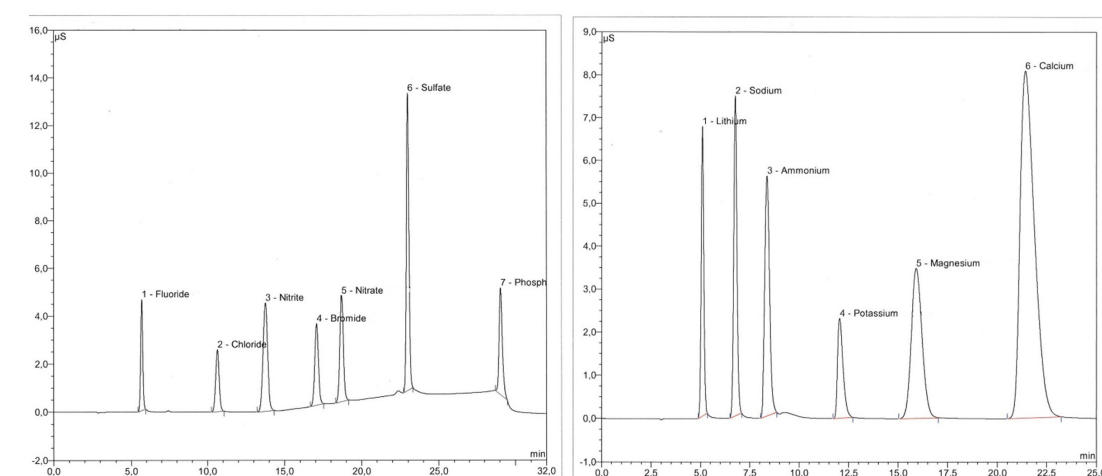
- PN-EN ISO 14911
- PN-EN ISO 10304



## Chromatographic analysis - ion chromatography

An ion chromatograph with a conductometric detector is used for this type of analysis. This instrument has a stable and sensitive chromatographic system. Analyses of liquid samples such as drinking water, surface water, groundwater, industrial and municipal wastewater, among others, are performed on it. The typical analytical range includes simultaneous measurement of:

- cations:  $\text{Li}^+$ ,  $\text{Na}^+$ ,  $\text{NH}_4^+$ ,  $\text{K}^+$ ,  $\text{Mg}^{2+}$ ,  $\text{Ca}^{2+}$
- anions:  $\text{F}^-$ ,  $\text{Cl}^-$ ,  $\text{NO}_2^-$ ,  $\text{NO}_3^-$ ,  $\text{Br}^-$ ,  $\text{SO}_4^{2-}$ ,  $\text{PO}_4^{3-}$ .





# Department of Environmental and Chemistry Engineering: Laboratory for New Technologies in Water Research and Wastewater Treatment

## Methods and techniques:

- quantitative analysis of organic compounds by calibration with internal standard,
- gas analysis by external calibration,
- preparation techniques for sample analysis: liquid samples: liquid-liquid extraction, SPE extraction, solid samples: microwave extraction.

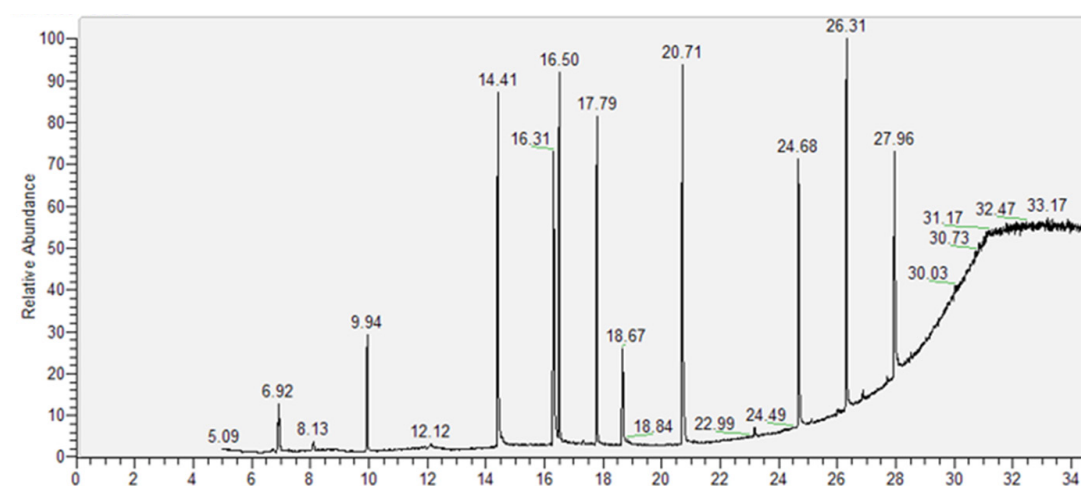
## Apparatus available:

- dual channel gas chromatograph (GC - 2010 PLUS) with FID and BID detectors
- Gas Chromatograph combined with mass spectrometer (with ion trap Thermo Electron Finnigan)



## Chromatographic analysis - gas chromatography

- qualitative and quantitative analysis of organic compounds
- testing the level of contamination of environmental samples (water, soil, air, wastewater, leachate) and other matrices
- determination of gases, e.g. N<sub>2</sub>, O<sub>2</sub>, CO, CO<sub>2</sub>, CH<sub>4</sub> and others
- testing the mechanism of decomposition of organic substances
- testing of emissions of gases and organic substances.



# Department of Environmental and Chemistry Engineering: Laboratory for New Technologies in Water Research and Wastewater Treatment



## Methods and techniques:

- determination of TC, IC, TOC: analysis of spectra after oxidation by catalysed combustion at 680°C,
- oznaczanie TN: wykorzystanie chemiluminescencji po utlenieniu przez spalanie.

## Apparatus available:

- Shimadzu TOC-VCPN apparatus

## Standard compliance tests:

- PN-EN 1484

## Carbon and nitrogen analysis

Determination in water samples:

- total carbon (TC),
- inorganic carbon (IC),
- total organic carbon (TOC),
- total nitrogen (TN).

The organic carbon content of water and wastewater is an important indicator of environmental pollution. Unlike the results of biochemical oxygen demand (BOD) and chemical oxygen demand (COD) measurements, which provide information on the content of organic substances susceptible to decomposition under specific conditions, the measurement of total organic carbon gives complete information on the content of all organic substances, i.e. all pollutants containing organic carbon.

## Methods and techniques:

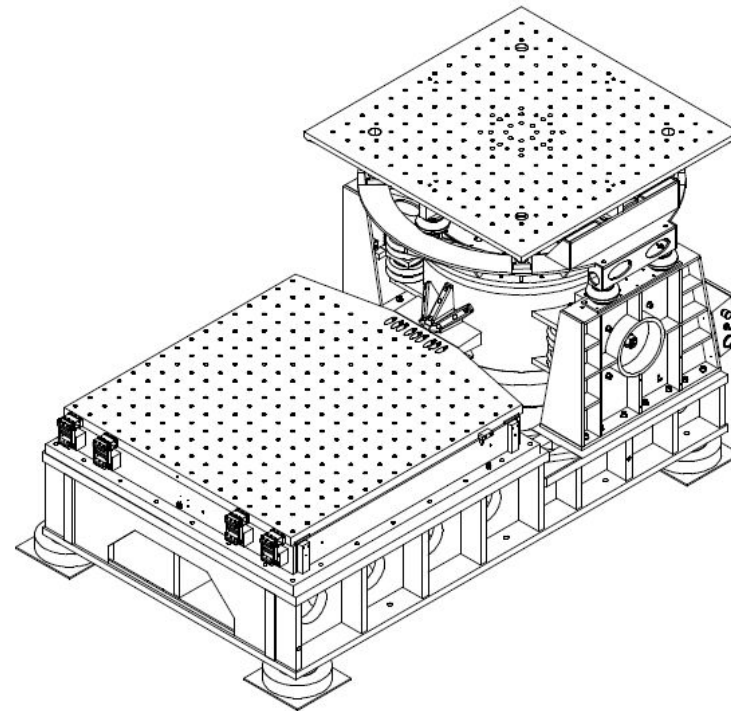
- forcing and measurement of mechanical vibrations

## Apparatus available:

- Siemens SCM202V analyser
- accelerometers
- tensometers
- vibrometers

## Standard compliance tests:

- ECSS-E-ST-10-03C
- EN 61373
- ICC-ES AC156




## Vibration test system

The vibration test system makes it possible to assess the resistance of components (mechanical, electrical, electronic) to dynamic loads (vibrations, shocks). The system consists of an electrodynamic inductor (TIRA TV 59389/AIT-440), a sliding table (TGT MO 60 XXL) and a control system providing tuned sine, noise or shock tests with the following parameters:

- Maximum force: sinus/noise 89 kN, impact 178 kN;
- Frequency band: 5 Hz- 2000 Hz;
- Maximum displacement: 50.8 mm;
- maximum speed: sine/noise 2.0 m/s, stroke 3.0 m/s;
- maximum acceleration: vertical sinus/noise 100g, impact 200g; horizontal sinus/noise 28g, impact 56g;
- maximum mass of test objects: forced vertically 620 kg. (max. 10 g); forced horizontally 620 kg. (max. 10 g)

Vertically, tests are carried out on objects attached directly to the 440 mm diameter inductor armature or to a head with a work surface measuring 1500 by 1500 mm. Horizontally, tests are carried out using a sliding table with the possibility of attaching objects to a work surface of 1500 by 1500 mm. The hole spacing for fixing with M10x25 screws is 100 mm.



## Assessment of the harmfulness of vibrations transmitted from the ground to buildings

The assessment of the harmfulness of vibrations transmitted by the ground to buildings is carried out in accordance with the provisions of PN-B-02170\_2016-12P. The basis for the assessment are the maximum values of accelerations describing vibrations transmitted to buildings, regardless of their propagation in the ground from the vibration source to the building. The requirements of this standard apply:

- in diagnostics for assessing the impact of vibrations from either operating or planned vibration sources on existing buildings and equipment located in buildings,
- in the design of buildings that will be in the area affected by vibrations from either operational or projected sources of vibration.

## Assessment of the impact of vibrations on people in buildings

The assessment of the harmfulness of vibrations transmitted by the ground to buildings is carried out in accordance with the provisions of PN-B-02170\_2016-12P. The basis for the assessment are the maximum values of accelerations describing vibrations transmitted to buildings, regardless of their propagation in the ground from the vibration source to the building. The requirements of this standard apply:

- in diagnostics for assessing the vibration comfort of people living in existing buildings and passively receiving vibrations from either operating or designed vibration sources,
- during the design of buildings that will be affected by vibrations from either operating or designed vibration sources and where occupants will be exposed to these vibrations.

## Methods and techniques:

- recording of vibration acceleration signals
- analysis of recorded signals in 1/3-octave bands

## Apparatus available:

- recorder with signal analysis software
- set of uniaxial accelerometers, including seismic accelerometers and triaxial accelerometers

## Standard compliance tests:

- PN-B-02170\_2016-12
- PN-B-02171\_2017-06



## Methods and techniques:

- Digital Image Correlation (DIC)

## Apparatus available:

- PHANTOM V341 cameras 2 pcs. CMOS 35mm
- 4MPx resolution, 2560x1600
- frame rate of 800 fps at full resolution /s or 130,000 fps at reduced resolution
- Phantom v640 2 cameras, CMOS
- 4MPx resolution, 2560x1600
- frame rate of 1,500 frames at full resolution /s or 300,000 frames /s at reduced resolution



## Non-contact displacement measurement Non-contact strain measurement

Dantec Dynamics GmbH's Q450 system enables non-contact measurement of displacements and deformations at all points in the observed area, both in the plane and in three-dimensional space. On the basis of the observation of changes in the distribution of the strain field occurring in time as a result of a given load, it is possible to determine stress concentration zones in the component or structure under investigation. Data obtained from measurements by digital image correlation can be used to verify and validate numerical models. Due to the use of high-speed cameras, it is possible to film, play back in slow motion and analyse fast-moving processes (so-called slow motion) and vibrations. By recording phenomena with high resolution, the system can be used in ballistic research, impact testing, fracture mechanics, etc. The Q450 system can also be used to control the position of the specimen during measurements by other methods (e.g. to control the clamping of the specimen in the jaws of a testing machine). Carrying out DIC measurements involves, in many cases, applying a random pattern to the object/sample in the form of black spots on a white background. The accuracy of the measurement depends on a number of factors, including the size of the observed area, the applied pattern and the data calculated in the calibration process, and is determined for each individual task. With the equipment at hand, it is possible to perform displacement measurements with an accuracy of a few  $\mu\text{m}$ .

## Methods and techniques:

- assembling individual scans into a single point cloud
- creation of 3D surface models consisting of polygonal meshes

## Apparatus available:

- laser scanner
  - 25HSX Surphaser
- software:
- SurphaserExpress,
  - Geomagic Studio



## Laser scanning of geometries Laser scanning of engineering objects

We perform laser scanning of 3D geometry of machine and equipment components for reverse engineering purposes. Based on the obtained point cloud, models can be created for reverse engineering purposes. We also perform laser scanning of existing civil engineering objects. The resulting point cloud can be used to inventory these objects and create their digital models. The Surphaser line of scanners is known for its unparalleled scanning accuracy and quality. They enable the creation of both short- and medium-range models, making them suitable for use in reverse engineering tasks, dimensional control, BIM technology, historic preservation, architecture and forensics.

- Sub-millimetre accuracy with a scanning speed of up to 1.2 million points per second and an operating range of up to 70 m.
- Designed for industrial environments and outdoor applications.
- The software allows the export of datasets in PolyWorks®, RapidForm®, Geomagic®, Cyclone®, RealWorks® and other point cloud processing applications.
- Portable and easy to transport - the kit fits in a dedicated case for safe transportation.

The result of measurements with the Surphaser 25HSX scanner is a point cloud without RGB colours. It requires assembly in separate software. As part of the service, we provide individual scans as well as scans combined into one set. Based on the point cloud, we can also develop a surface model using polygonal meshes. We use Geomagic Studio to assemble the scans.


## Department of Structural Mechanics

### Methods and techniques:

- measurement of vibration velocity/displacement at single points (recording of time signals and vibration spectrum)
- scanning of 2D surfaces and 3D objects for vibration analysis and determination of vibration forms (animation of vibration forms for selected frequencies)
- scanning of 2D surfaces and 3D objects for visualization and analysis of temporal signals of elastic wave propagation

### Apparatus available:

- RSV-150 single-point vibrometer
- scanning vibrometer PSV-400-1D
- PSV-400-3D-M scanning vibrometer with distance measuring unit



### Non-contact measurement of vibrations (velocity/displacement). Recording and visualisation of vibration time signals associated with elastic wave propagation

Non-contact vibration measurements are carried out using laser vibrometers from Polytec. The type of apparatus used depends on the specific measurement requirements: The RSV-150 single-point vibrometer enables the recording of temporal velocity or vibration displacement signals at a single measuring point. With it, information on the frequency spectrum of the measured quantity can be obtained. The advantage of the vibrometer is the speed of set-up and the possibility of measuring from a long distance (from 0.6 to 50 m). The PSV-400-1D scanning vibrometer allows non-contact measurement of vibration velocity both at single points and at set points of the measurement grid (1D and 2D). This makes it possible to scan a preset area and visualise changes in the measured parameters. The scanning process requires the measurement to be repeated with the same forcing for each measurement point. In order to reduce measurement noise, the measurement at each point can be averaged. The instrument is equipped with a dedicated signal generator, but can also work with an external signal source. The vibrometer allows the determination and visualisation of vibration waveforms and recorded time signals. Available measurement modes are: time waveform, FFT, FastScan. PSV-400-3D-M. The vibrometer is equipped with three laser heads. This allows vibrations of the test object to be scanned and recorded in three dimensions. The results obtained in this way can be analysed in a similar way to the 1D and 2D model measurements.

## Department of Structural Mechanics



### Damage detection using active thermography

The use of active thermography enables non-contact and rapid analysis of the condition of a structure and its components for the detection of damage and manufacturing defects. The test involves supplying, in a controlled manner, an appropriate amount of thermal energy to the material structure in order to disrupt its thermal equilibrium. The energy can be introduced by means of a heat wave generated by halogen lamps, flash lamps, laser beams, eddy currents or ultrasonic excitation. The response of the material with the thermal equilibrium disturbed in a controlled manner is then recorded using a high-resolution thermal imaging camera. It is assumed that the presence of defects in the form of cracks, delaminations, inclusions or delamination results in disturbances in the propagation of the thermal wave, which makes it possible, following the application of appropriate signal processing algorithms, to effectively detect and localise the disturbances. The stationary system, which consists of an advanced thermal imaging camera with a set of devices allowing for the excitation of thermal waves and a powerful computer with specialised software, makes it possible to perform analyses for the detection of defects in materials and composite structures. This applies both to objects in use (periodic inspections, failures) and materials in production (quality control). The system can also be used for testing and analysis of in-service machinery and equipment. It can prove effective in detecting defects in electrical, heating, plumbing and other industrial installations. The mobile set is particularly useful for the analysis of large-scale structures, where extensive surfaces are being examined (tank walls, aircraft skin, etc.). The advanced scientific camera also proves its worth in classic thermal imaging diagnostic applications, without the need for external excitation.

### Methods and techniques:

- measurement of the infrared radiation intensity of objects subjected to thermal excitation

### Apparatus available:

- FLIR X6540SC thermal imaging camera
- resolution 640x512; bandwidth 1.5-5  $\mu\text{m}$ , detector sensitivity < 25mK, operating frequency 125 Hz for full frame, max. 4011 Hz for 64x8 frame, temperature measurement range: 5 (-20) to 1500°C
- flash generator with 3.0 kJ flash energy
- laser excitation modules
- 15-25 kHz ultrasonic excitation module with 2 kW output
- Mobile C-CheckIR kit with thermal imaging camera




# Department of Water Supply and Sawage Systems

## Methods and techniques:

- detection of noise indicating a potential leakage in the network
- correlation of collected results from loggers

## Apparatus available:

- 15 BIDI LOGGER loggers F.A.S.T. GmbH
- AZBIDI F.A.S.T. GmbH radio recorder
- Lenovo tablet with AZA-OAD application



## Apparatus - Logger Set BIDI LOGGER F.A.S.T. GmbH

The kit allows for the detection of leaks (based on noise recorded through loggers set up at designated points) from the water supply network and their transmission to a tablet with the AZA-OAD software installed, which reads out potential leaks with the possibility of locating the exact leak from the pipe and correlating the data received from the loggers. The kit allows for the simultaneous search for leaks on a water supply network from 3 to 5 km.

# Department of Water Purification and Protection



## Scientific and research offer

- Physicochemical and bacteriological analysis of water.
- Elemental analysis of solids and liquids.
- Microbiological - quantitative studies of environmental samples: water, soil, air.
- Technologies for treatment of rainwater.
- Technological testing of water treatment for drinking and special (industrial) purposes.
- Testing the suitability of sorption and ion exchange materials for operation.
- Evaluation of water quality and its suitability for drinking and other purposes.
- Evaluation of corrosive aggressiveness of ground and surface water.
- Assessment of physicochemical and biological stability of tap water.
- Assessment of the impact of investments on the environment.
- Assessment of the sanitary risk of sediments and substances deposited in the environment.
- Natural inventories: floristic and mycological, conducted by the marsh method; faunistic performed on the basis of direct and voice observations, as well as on the basis of animal tracks.

## Apparatus available:

- orbital shaker-incubator ES-20/60 Biosan
- Linea Blue Air Bio Activa VE Aquaria laminar airflow chamber
- Q-Cell 60/60 std Pol-Lab and 140/60 std Pol-Lab laboratory thermometer
- aCOLyte Super Count Synbiosis colony counter
- GloMax 20/20 Promega luminometer
- ultrasonic processor Sonikator VCX 130 Sonics
- Vibra-cell with equipment
- sound-absorbing chamber
- total internal reflection (TXRF) S2 PICOFOX Bruker X-ray spectrometer
- UV-VIS spectrophotometer DR5000 HACH Lange
- DR3900 HACH Lange spectrophotometer
- laboratory total organic carbon (TOC) analyzer Sievers 5310 C GE Analytical Instruments
- HQ40d multi HACH portable multimeter
- Intellical PHC705 RedRod laboratory glass pH electrode
- Intellical LDO101 Luminescent/Optical Dissolved Oxygen (DO) laboratory sensor
- field, graphite, 4-pole conductivity cell CDC401, 5m cable
- CDC401 laboratory, graphite, 4-pole conductivity cell
- laboratory ORP/RedOx gel probe Intellical MTC101

## Methods and techniques:

- plate method
- luminescence

## Apparatus available:

- aCOLyte Super Count Symbiosis colony counter
- GloMax 20/20 Promega luminometer



## Qualitative and quantitative analysis in microbiological research

The automatic bacterial colony counter allows rapid counting of bacterial colonies grown on petri dishes as small as 0.1mm. It is possible to work not only with light, but also with dark agar, on the most commonly used petri dishes up to 90mm in size.

The luminometer is an ultra-sensitive, compact laboratory instrument for measuring luminescent materials. It collects luciferase measurements for reporter gene studies and ATP-based biomass analysis. Allows rapid measurement of ATP concentration in water (tests for surface water, groundwater, rainwater, tap water). The value of this parameter allows the concentration of living cells of organisms to be determined.

Department Chair:  
Dorota Papciak, BEng, PhD, DSc, Assoc. Prof.  
phone: +48 17 865 13 01, 17 865 16 69  
e-mail: dpapciak@prz.edu.pl  
zoiov.prz.edu.pl

## Methods and techniques:

- sonication

## Apparatus available:

- VCX 130 Sonics Vibra-cell ultrasound processor with accessories
- soundproofing chamber



## Sample preparation Sonication, homogenisation, ultrasonic disintegration

Ultrasonic processor - sonicator for small-volume samples from 0.15 to 150 ml with a 130 W processor is primarily designed for tripod operation using the possibilities offered by automatic pulse operation. Equipped with a sound chamber with tripod rod and converter holder attached to the base. Titanium tip (sonotrode) with a diameter of 6 mm (for samples with a recommended volume of 5 to 50 ml). Programmable pulse operation (pulser) with independently adjustable pulse and interval times (both from 1 to 59 sec). Automatic compensation to ensure that the set amplitude is maintained under changing load conditions (e.g. change in sample density).

ul. Powstańców Warszawy 6, 35-959 Rzeszów  
phone: +48 17 865 13 01, 17 865 16 69  
e-mail: dpapciak@prz.edu.pl  
zoiov.prz.edu.pl

Department Chair:  
Dorota Papciak, BEng, PhD, DSc, Assoc. Prof.  
phone: +48 17 865 13 01  
e-mail: dpapciak@prz.edu.pl



## Department of Water Purification and Protection

### Methods and techniques:


- Total reflection X-ray fluorescence spectrometry (TXRF)

### Apparatus available:

- Total Internal Reflectance X-ray Spectrometer (TXRF) S2 PICOFOX Bruker

### Standard compliance tests:

- NIST 1640
- PN-EN 15309:201P



### Quantitative analysis of the composition of trace elements from Na to U

Simultaneous quantification of trace elements from sodium (Na) to uranium (U) in liquid samples and suspensions without mineralisation. Simultaneous analysis of multiple components significantly reduces cost and analysis time. Standard measurement time of ~15 min. Energy resolution below 159 eV for Mn-K. Sample volume of 1-10 ml required. Low detection threshold, below ppb in the nanogram or microgram range. Detection limit for nickel (Ni) less than 10 pg.

## Department of Water Purification and Protection

### Methods and techniques:

- breeding method

### Apparatus available:

- orbital shaker-incubator ES-20/60 Biosan
- Linea Blue Air Bio Activa VE Aquaria laminar airflow chamber
- laboratory thermometer Q-Cell 60/60 std Pol-Lab
- laboratory thermometer Q-Cell 140/60 std Pol-Lab

### Standard compliance tests:

- PN-EN ISO 6222:2004
- PN-EN ISO 8199:2019-01



### Preparation of material for microbial culture, microbial cultures, culture of microorganisms

An orbital shaker-incubator is used for the culture of microorganisms and eukaryotic cells and the intensive mixing of various suspensions and materials contained in tubes or flasks. The shaking speed control range is 50 to 250 rpm in a temperature range of 25-80°C. The maximum duration of continuous operation is 30 days. The quantitative and qualitative determination of micro-organisms in environmental samples (water, soil, air) and laboratory cultures is performed using a laminar airflow chamber. It is a professional device used for microbiological cultures with protection against external contamination of the sample. For the storage and incubation of microbial cultures at a well-defined temperature from 3 to 60°C with an accuracy of 0.1°C, 60l and 142l hothouses are used.



# Department of Water Purification and Protection

## Methods and techniques:

- VIS spectrophotometry
- UV-VIS spectrophotometry

## Apparatus available:

- spektrofotometr UV-VIS DR5000 HACH Lange
- spektrofotometr DR3900 HACH Lange

## Standard compliance tests:

- working procedures for research
- HACH-LANGE



## Determination of single elements by spectrophotometric method in water and wastewater

The laboratory spectrophotometer DR3900 HACH Lange of the visible spectrum (320 - 1100 nm) as well as the UV-VIS spectrophotometer DR5000 HACH Lange (190-1100 nm) are high-precision spectrophotometers with more than 200 programmed methods optimised for laboratory water analysis.

Accurate analysis of drinking, raw and industrial water. Available tests for various parameters such as absorbance, colour, turbidity, nitrates, nitrites, ammonia, phosphates, sulphates, total chlorine, free chlorine, iron, manganese and others. Operating conditions: 10 - 40 °C.

### Note:

The kit includes a high-temperature thermostat for 12 cuvette tests or reaction vessels for rapid sample mineralisation in a housing with integrated locking device.



# Department of Water Purification and Protection

## Methods and techniques:

- UV/sulphate oxidation method and patented Sievers membrane conductivity detection technology

## Apparatus available:

- Sievers 5310 C GE laboratory total organic carbon (TOC) analyser
- Analytical Instruments

## Standard compliance tests:

- US EPA 415.3



## Determination of total organic carbon in waters with low pollution

The laboratory total organic carbon (TOC) analyser is used for the analysis of natural and tap water.

The analytical range is from 4 ppb to 50 ppm.

The analyser can be used with an autosampler for 120 samples. The analyser uses the UV/sulphate oxidation method and Sievers patented membrane conductivity detection technology, which provides unparalleled accuracy and precision over the analyser's wide operating range. Instrument sample flow rate: 0.5 ml/min.

# Department of Water Purification and Protection

## Methods and techniques:

- RED ROD technology
- conductivity
- luminescence

## Apparatus available:

- HQ40d multi HACH portable multimeter
- Intellical PHC705 RedRod laboratory glass pH electrode
- Intellical LDO101 Luminescent/Optical Dissolved Oxygen (DO) laboratory sensor
- field, graphite, 4-pole conductivity cell CDC401, 5m cable
- CDC401 laboratory, graphite, 4-pole conductivity cell
- laboratory ORP/RedOx gel probe Intellical MTC101

## Standard compliance tests:

- Certified performance measurement according to MCERT regulation
- PN-90/C-04540.01
- PN-EN 27888:1999



## Measurement of pH, conductivity and oxygen

Portable dual-channel multimeter for pH, conductivity, luminescent dissolved oxygen (LDO) and oxidation-reduction potential (ORP/RedOx) measurement both in the laboratory and in the field. The universal electrodes are suitable for measurement in wastewater, drinking water, process water or general water quality assessment applications. The pH electrode is not suitable for use with organic solvents, emulsions and samples with high particulate content.

conductivity  
Measuring range: 0.01  $\mu\text{S}/\text{cm}$  - 200  $\text{mS}/\text{cm}$   
Accuracy:  $\pm 0.5\%$  of reading  
Temperature range: -10 - 110  $^{\circ}\text{C}$

pH  
Measuring range: 0 - 14 pH  
Accuracy:  $\pm 0.01$  pH  
Temperature range: -10 - 100  $^{\circ}\text{C}$


Dissolved oxygen  
Measuring range: 0.05 - 20.0  $\text{mg}/\text{L}$   
Accuracy:  $\pm 0.1$   $\text{mg}/\text{L}$  from 0 to 8  $\text{mg}/\text{L}$ ,  $\pm 0.2$   $\text{mg}/\text{L}$  above 8  $\text{mg}/\text{L}$   
Temperature range: 0 - 50  $^{\circ}\text{C}$

ORP  
Measuring range:  $\pm 1200$  mV  
Accuracy:  $\pm 0.02$  mV or 0.05 %, the higher of these values  
Temperature range: 0 - 80  $^{\circ}\text{C}$

al. Powstańców Warszawy 8, 35-959 Rzeszów  
e-mail: [rm@prz.edu.pl](mailto:rm@prz.edu.pl)  
[wbmil.prz.edu.pl](http://wbmil.prz.edu.pl)



**FACULTY OF  
MECHANICAL ENGINEERING  
AND AERONAUTICS**  
RZESZÓW UNIVERSITY OF TECHNOLOGY






## Department of Mechanical Engineering

### Methods and techniques:

- a method of testing the durability of a gear that involves loading the gear under test with a torque at a specified rotational speed over a specified time

### Apparatus available:

- Promotor 2,2kW induction motor
- Goodrive 10 inverter
- two MT 50 Nm torque meters
- RMC recorder
- Elfa P80 powder brake
- Micro-Epsilon pyrometer
- CEM DT-95 hand-held sonometer



### Test stand for endurance testing of gears

The test bench is used to carry out durability tests on gears, particularly those made from polymers, e.g. gears obtained using injection moulding or additive technologies (e.g. FFF (Fused Filament Fabrication)) made from thermoplastic materials (e.g. ABS (poly(acrylonitrile-co-butadiene-co-styrene), acrylonitrile-butadiene-styrene terpolymer)). The speed range on the bench is 200÷955 rpm, while the maximum torque is 22 Nm. During the test, the following parameters are recorded in the RMC software: test time and duration, input and output torque, temperature, and input and output speed. The recorded data can be visualised by means of default graphs generated in the RMC recorder immediately after the test, depending on the recording time or duration. The results of the recorded parameters can be saved to a .csv file, which can then be exported to a program such as Excel. The test stand allows a maximum of four cycles to be set up for a single test with different set torque, speed and duration. In addition, during the test, it is possible to continuously monitor and save the results to a .csv file of the sound pressure recorded with the CEM DT-95 handheld sonometer using a mobile app recommended by the device manufacturer. The data is recorded according to the time of recording, and also, as with the RMC recorder, the data can then be exported to a program such as Excel.

Speed range: 200÷955 rpm

Maximum torque: 22 Nm.

## Department of Mechanical Engineering



### Numerical and experimental analyses of the manufacture of new varieties of plastically shaped joints

The stand, i.e. the press of Tox Pressotechnik company, is equipped with sets of tools for the manufacture of joints, as well as their certain modifications. For the purposes of the laboratory's activities, in-house tools have been designed and manufactured, which are used for optimization studies of the joint manufacturing process, taking into account the strength of joints and reduction of energy consumption of the joint forming process. The obtained connectors are analyzed from the point of view of increasing their shear and tensile strength, as well as in a complex loading condition. The most common loading case for these joints is at least a biaxial loading condition. Hence, testing of the load capacity of the joints is carried out using a proprietary instrument design that allows the angle of load action to be changed so that a state is generated with shear and rupture forces acting on the joint. The team dealing with this subject conducted within the framework of the statutory activities of the Department has to its credit several patent applications on modern methods of joining sheet metal. New ones are being developed for application to the Polish Patent Office. The laboratory's activities have also allowed students to complete theses, postdoctoral theses, and doctoral dissertations. In addition, one implementation of the technology of holeless riveted connections in industry has been carried out.

### Methods and techniques:

- clinching
- clinchriveting
- self piercing-riveting
- solid self piercing-riveting

### Apparatus available:

- A press from Tox Pressotechnik with a maximum pressing force of 100 kN, equipped with a measuring system for the displacement of the working punch and the pressing force. The whole thing is controlled by a dedicated program for press operation.
- an instrument for testing the strength in the biaxial load condition of the joints,
- a set of a dozen - dies for forming holeless riveted joints,
- a set of punches and dies for forming direct-punched joints,
- tool head and die for forming an overstamped joint with an additional rivet (clinchriveting),
- tool head for forming riveted joints without a hole,
- micrometer digital measuring sensor for checking the thickness of the bottom of the embossing,
- an instrument for testing the strength of joints under biaxial load condition.

## Methods and techniques:

- PolyJet method involves applying a layer of polymer from the print head, which is cured by UV light emitted from a lamp integrated with the print head. During the construction of the model, two materials are applied to the working platform, i.e. the model and the structure supporting the model.

## Apparatus available:

- 3D printer OBJECT-350 Connex

## Standard compliance tests:

- PN-EN ISO 527-2:2012
- PN-EN ISO 178:2019-06
- PN/EN ISO 17296-3:2016-10



## Research related to 3D printing

Research characteristics:

- study of manufacturing parameters
- material testing
- strength testing of polymeric materials
- fatigue testing of plastic gears
- testing the accuracy of mapping the geometry of made models
- testing the possibility of combining polymeric materials with different properties

Static tensile test is carried out in accordance with the current standard PN/EN ISO 527-2:2012 entitled. "Plastics. Determination of mechanical properties in static tension". Determination of strength properties in 3-point bending test is performed in accordance with PN/EN ISO 178:2019-06 "Plastics. Determination of bending properties". Testing of parts produced using incremental manufacturing technology is performed in accordance with PN/EN ISO 17296-3:2016-10 titled "Incremental manufacturing - Principles for the determination of bending properties". "Incremental manufacturing - General principles - Part 3. Main features and corresponding test methods".

## Methods and techniques:

- Direct Metal Laser Sintering (DMLS) method
- A process in which a laser beam selectively melts layers of metal powder.

## Apparatus available:

- EOSINT M270 3D printer

## Standard compliance tests:

- ISO/ASTM 52911-1:2019
- PN/EN ISO/ASTM 52909:2021



## Research related to 3D printing

Research characteristics:

- testing of manufacturing parameters
- material testing
- strength testing of metal powder materials
- fatigue testing of gears made of metal powders
- testing the accuracy of mapping the geometry of made models

Determination of the characteristics of laser melting of metals in a powder bed is performed in accordance with the current ISO/ASTM 52911-1:2019 "Incremental manufacturing-Design-Part 1. Melting of metal powders by laser". Tensile and bend tests, as well as quantitative and qualitative tests that determine the quality and accuracy of incremental manufacturing systems, are performed in accordance with the current standard PN/EN ISO/ASTM 52909:2021, entitled "Tensile and bend tests. Incremental manufacturing-Guidance for assessing the geometric accuracy of incremental manufacturing systems".



## Methods and techniques:

- Fused Deposition Modeling (FDM) method
- A process involving extrusion of a thermoplastic material into a fiber (thread), layered according to a numerically determined path.

## Apparatus available:

- STRATASYS F170 3D printer

## Standard compliance tests:

- PN-EN ISO 527-2:2012
- PN-EN ISO 178:2019-06
- PN/EN ISO 17296-3:2016-10




## Research related to 3D printing

### Research characteristics:

- study of manufacturing parameters
- material testing
- strength testing of polymeric materials
- fatigue testing of plastic gears
- testing the accuracy of mapping the geometry of made models

Static tensile test is carried out in accordance with the current standard PN/EN ISO 527-2:2012 entitled. "Plastics. Determination of mechanical properties in static tension". Testing of strength properties in 3-point bending test is performed in accordance with PN/EN ISO 178:2019-06 entitled. "Plastics. Determination of bending properties". Testing of parts produced using incremental manufacturing technology is performed in accordance with PN/EN ISO 17296-3:2016-10 titled "Incremental manufacturing - Principles for the determination of bending properties". "Incremental manufacturing - General principles - Part 3. Main features and corresponding test methods".



## Shape-dimensional analyses based on measurement data obtained using a 3D optical scanner

### Research characteristics:

The equipment on the laboratory's equipment is mainly used in research and development work in the field of coordinate measurement, aimed at determining the accuracy of machine components, including measurements of gears and aircraft engine blades. The Atos II Triple Scan optical measurement system, along with GOM Inspect software, makes it possible to verify the accuracy of workpiece geometry and conduct reverse engineering processes based on the measurement data obtained. The GOM system with GOM Inspect software handles tasks such as 3D printing, 3D part models and reverse engineering. The Atos II Triple Scan projection unit is based on Blue Light technology. Since the sensor uses narrow-band blue light, interfering ambient light can be filtered out during image acquisition. With a powerful light source, short measurement times can be achieved. Based on the high-quality data obtained in a short time and advanced grid editing functions, it makes it easier to exchange data, create precise 3D models or develop new products.

## Methods and techniques:

- optical scanning conducted using structured light

## Apparatus available:

- Atos II Triple Scan optical scanner

# Department of Materials Science

## Laboratory of Materials Testing for Aerospace Industry

### Apparatus available:

- Instron 5982 testing machine (2 pcs.);
- Zwick Kappa 050 DS testing machine;
- Zwick Kappa 050 LA gravity (weight) testing machine;
- Walter+Bai AG LFMZ-30kN testing machine (2 pcs.);

### Standard compliance tests:

- PN-EN ISO 204
- ASTM E139



### Creep test of metal alloys

Creep test under uniaxial tension of specimens with circular cross-section with continuous strain measurement with an extensometer, at temperatures up to 760°C;

#### Determinable quantities:

- time to failure (A),
- Time to achieve the specified relative creep strain (A),
- percent elongation after rupture (A),
- percent creep elongation (A),
- percent sectional constriction (A).

Stress rupture time incandescence test under uniaxial tension of specimens with circular cross-section at temperatures up to 1200°C;


#### Determined quantities:

- time to failure (A),
- percent elongation after rupture (A),
- percent constriction of cross section (A).

(A) - measurement covered by PCA accreditation (AB 1283).

# Department of Materials Science

## Laboratory of Materials Testing for Aerospace Industry



### Apparatus available:

- Instron 8801 testing machine;
- Zwick UTS 100 testing machine;
- Instron 5982 testing machine (2 pcs.);
- Zwick Kappa 050 DS testing machine;
- Galdabini Quasar 600 testing machine;

### Standard compliance tests:

- PN-EN ISO 6892-1
- PN-EN ISO 6892-2
- ASTM E8/E8M
- ASTM E21

### Static tensile testing of metal alloys

Static uniaxial tensile test of flat or circular cross-section specimens at room or elevated temperature (up to 1200°C);

#### Determinable quantities:

- clear or conventional yield strength (A),
- tensile strength (A),
- percent elongation after rupture (A),
- percent constriction of section (A),
- the consolidation exponent,
- plastic anisotropy coefficients of flat products (at room temperature).

(A) - measurement covered by PCA accreditation (AB 1283).



# Department of Materials Science

## Laboratory of Materials Testing for Aerospace Industry

### Methods and techniques:

- Brinell method
- Rockwell method
- Vickers method

### Apparatus available:

- Zwick Universal hardness tester BTC-ZHU250.001

### Standard compliance tests:

- PN-EN ISO 6506-1
- ASTM E10
- PN-EN ISO 6507-1
- PN-EN ISO 6508-1
- ASTM E18



### Hardness measurement of metal alloys

#### Brinell method

- HBW 2,5/62,5 (A)
- HBW 2,5/187,5
- HBW 5/250 (A)

#### Vickers method:

- HV10 (A)
- HV30
- HV50


#### Rockwell method:

- HRA
- HRBW (A)
- HRC (A)
- HREW
- HR15N
- HR15TW

(A) - PCA-accredited measurement (AB 1283)

# Department of Materials Science

## Laboratory of Materials Testing for Aerospace Industry



### Impact testing of metal alloys

Measurement of fracture energy of standardized U- or V-notched specimens made of metal alloys at room temperature (A) and reduced temperature (down to -25°C);

Standard specimens of 10 x 10 x 55 mm or reduced width (7.5; 5.0 or 2.5 mm) with U or V notch

Nominal initial energy of the hammer: 300 J

Ability to make test specimens from entrusted material.

(A) - measurement covered by PCA accreditation (AB 1283)

### Methods and techniques:

- Charpy method

### Apparatus available:

- Impact hammer Zwick/  
Roell RA 342038205

### Standard compliance tests:

- PN-EN ISO 148-1
- PN-EN 10045-1:1994

# Department of Materials Science

## Laboratory of Materials Testing for Aerospace Industry

### Apparatus available:

- Instron 8801 testing machine (hydraulic);
- Rumul CRACKTRONIC resonance fatigue machine

### Standard compliance tests:

- ASTM E606/E606M
- ASTM E466
- ASTM E647



### Fatigue testing of metal alloys

Low-cycle and high-cycle fatigue tests in uniaxial tension-compression of cylindrical or flat specimens at room temperature:

- load variation frequency: 0.1-100 Hz,
- maximum tensile load: 100 kN.

High-cycle fatigue test at room temperature under unilateral tension, torsion or bending conditions

- Frequency of load changes: 40-300 Hz;
- maximum tensile load: 8 kN
- maximum bending or torsional moment: 160 Nm;
- rectangular specimens with maximum dimensions: 12 x 24 x 120 mm (bending test)
- cylindrical specimens with a perpendicular section of maximum cross-section: 12 x 12 mm

Fatigue crack propagation test in unilateral tension at room temperature (mini-compact specimen);

- maximum tensile load: 8 kN
- maximum bending or torsional moment: 160 Nm;
- rectangular specimens with maximum dimensions: 12 x 24 x 120 mm (bending test)
- cylindrical specimens with a perpendicular section of maximum cross-section: 12 x 12 mm

# Department of Casting and Welding



### Robotised APS coating station

The scientific and research infrastructure is located in five thematically divided laboratories. The Casting Laboratory is equipped with induction furnaces for melting metals, equipment for controlling the temperature of liquid metal, equipment for testing molding masses, a precision casting set, which allow to develop and analyze the technology of casting production. An important element of this laboratory is a casting process simulation program, which allows to check the correctness of the designed technological concept of the casting manufacturing process. The equipment of the Welding Laboratory allows the development of welding technology and quality control of welded joints (non-destructive testing). It is equipped with equipment for welding by MMA, MIG/MAG methods along with a welding robot and TIG method. A highlight of this laboratory is a robotic station for applying metallic and non-metallic coatings using the APS (Air Plasma Spraying) method, as well as two stations for thermal spraying (powder and wire). The Metallographic Research Laboratory is a fully equipped unit that allows the preparation of metallographic specimens for observation of the microstructure of metals and alloys, using optical microscopy and scanning electron microscopy. It is possible to observe the specimens in the un-etched state and after chemical or electrolytic etching. The Materials Testing Laboratory has an apparatus for measuring macro- and micro-hardness, an apparatus for nanoindentation testing, an apparatus for scratch test (scratch resistance) and a profilometer for assessing surface roughness. The Heat Treatment Laboratory is equipped with electric, resistance furnaces, enabling the development and execution of heat treatment of castings and other machine parts even at temperatures up to 1800°C. It is possible to analyze the kinetics of solid state transformations (phase transformations) using dilatometric tests.

### Methods and techniques:

- metallographic studies (analysis of microstructure and chemical composition of metals and alloys)
- testing of material properties.
- testing of functional properties of metals and alloys (abrasion resistance and fatigue strength)
- research on welding technology
- investigations of the technological concept of the casting process
- application of coatings by the APS method
- tests of heat treatment processes.
- studies of phase transformations in the solid state of metals and alloys.

### Apparatus available:

- optical microscope
- scanning microscope
- optical emission spectrometer
- Vickers hardness tester
- Vickers micro hardness tester
- nanoindentation tester
- Scratch tester
- high-temperature tribometer
- T8000 stationary profilometer
- plasma spraying device

### Standard compliance tests:

- PN-EN ISO 6507-1:2018-05
- ISO 20502
- ISO 4287
- PN-EN ISO 14577-1:2005



# Department of Combustion Engines and Transport

## Methods and techniques:

Manufacturer's diagnostic procedures:

- Measurement of discharge and overflow under various operating conditions of the injection system:
- injection time: 130 - 3000  $\mu$ s,
- injection pressure: 0 -180 MPa, speed: 50 - 4000 rpm.

## Apparatus available:

Bosch test bench EPS-815 equipped with:

- KMA-822 electronic dose measurement,
- high pressure pump testing module CRS-845
- injector test module CRI-846

Petrol injector test bench equipped with:

- Carbon Zapp GS4.20 low pressure injector tester,
- Carbon Zapp GDR1 high-pressure injector tester,
- UB-15 ultrasonic cleaner.



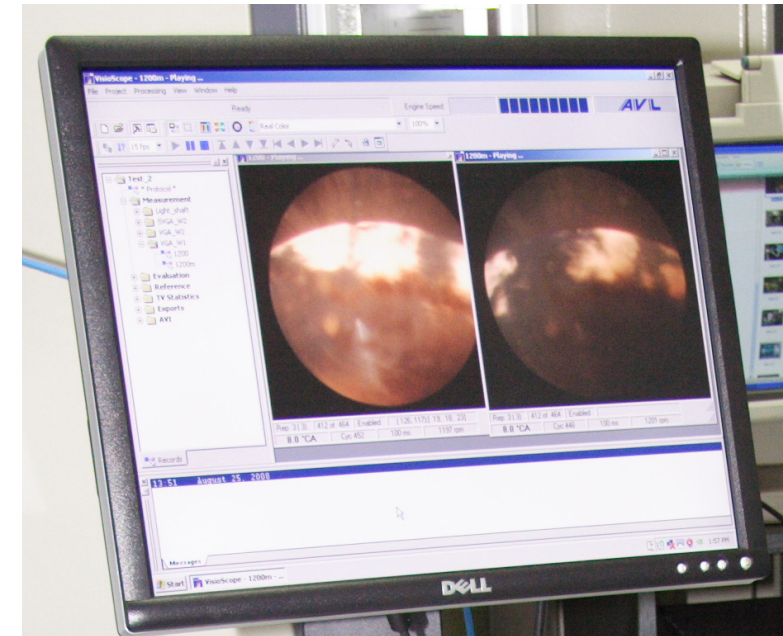
## Testing and diagnostics of the injection equipment of internal combustion engines

The scope of the injection apparatus test includes:

- testing and diagnosis of diesel-lubricated high-pressure pumps (CP1, CP1H, CP3) and their accessories,
- testing and diagnostics of electromagnetic injectors and piezoelectric reservoir systems,
- testing and diagnostics of manifold and in-line injection pumps and injectors,
- testing and diagnostics of gasoline injectors of indirect and direct injection systems including piezoelectric injectors.

Diagnostics of diesel injection apparatus components is carried out in accordance with the procedures of their manufacturers, mainly Bosch, but it is also possible to test components of other companies. Thanks to the addition of an additional hydraulic system, diesel fuel and alternative fuels such as mixtures of diesel with ethanol, rapeseed oil or other additives can also be used for testing compression-ignition engines. Testing of gasoline injectors is performed by measuring the dose, and in the case of direct injection injectors, measurement of needle lift delay (response time) can be carried out, and in the case of piezo injectors, revitalization of the piezo stack can be completed.

# Department of Combustion Engines and Transport



## Visualisation study of high-speed combustion engine processes

The offer includes the study of high-speed processes occurring in the combustion chamber of the engine, fuel injection processes, valve operation, etc. The mentioned processes, if they themselves do not generate light, can be recorded thanks to the use of a light module, which, by means of a fiber optic cable, illuminates these processes. Recording of the process is based on time-lapse photography, which gives the possibility of recording with high resolution and averaging of the process waveform (multiple waveforms are filmed with a certain angular offset in each cycle). In the case of filming the combustion process, thanks to the thermal imaging module it is possible, for compression-ignition engines, to analyze the temperature of the processes taking place. In addition, thanks to additional modules, it is also possible to record other parameters (up to 16) such as:

- combustion chamber pressure,
- pressures at various points in the injection system,
- injector needle lift (for selected models),
- valve lift,
- signals controlling the operation of the injection system.

## Methods and techniques:

- time-lapse photography of the phenomenon in successive cycles of the process under investigation
- recording and analysis of quickly changing waveforms: injector current, injector voltage, injection line pressures, cylinder pressure, intake manifold pressure

## Apparatus available:

- AVL Visioscope
- AVL Indimodul 621
- test stand for fuel jet development tests
- AVL MICROIFEM 3 amplifier for pressure sensors
- Kistler pressure measuring track
- AVL 3076 A01 current amplifiers for lift sensors
- measurement track for the needle lift of the electromagnetic injector from Wolff.

# Department of Combustion Engines and Transport

## Methods and techniques:

Measurement of parameters and performance:

- external characteristics,
- load characteristics,
- characteristics of the smoke limit,
- general characteristics.

## Apparatus available:

- Dynas2 220 kW brake
- AVL 735S fuel consumption meter
- fuel mass flow rate measurement system: ABB Sensyflow P-Tube,
- exhaust gas analysis system with particulate separator and Pierburg PTP-2000 HC and NOx analyzers,
- Signal Group Multi Gas Analyser three-channel exhaust gas analyzer,
- AVL Micro Soot Sensor 483 system for measuring soot concentration in diluted exhaust gas.



## Testing the operational and environmental performance of internal combustion engines

The offer includes tests of operational and environmental parameters of internal combustion engines with a power output of up to 220 kW and a rotational speed of up to 9,500 rpm. Basic measurements include such engine parameters as:

- speed,
- torque,
- hourly fuel consumption,
- exhaust gas temperature,
- intake air parameters (temperature, pressure and humidity).

In terms of environmental parameters, the tests include measurements of concentrations in the exhaust gas:

- nitrogen oxides (NOx),
- carbon monoxide (CO),
- hydrocarbons (HC),
- carbon dioxide (CO<sub>2</sub>),
- oxygen (O<sub>2</sub>),
- soot.

# Department of Combustion Engines and Transport



## Testing of lorry drivers

The AS 1600 truck driving simulator with a 6-degree-of-freedom motion platform allows simulation of driving at different times of the day, in different road conditions (with different traffic volumes, city roads on highways and mountainous terrain) and weather conditions (rain, snow, fog, wind). The study of the driver's reaction to damage to vehicle assemblies (damage to the braking system, tire puncture), the sudden intrusion of a pedestrian, the behavior of other road users. The tests can be carried out on different types of vehicles (passenger car, van, truck tractor with semi-trailer, truck tractor with tanker, truck with trailer). It is possible to test the effect of intoxicants (alcohol, drugs) on driving ability (using alcogoggles). The cab of a SCANIA CP 14 vehicle is mounted on a platform with 6 actuators allowing 6 degrees of freedom of the vehicle. The simulator is equipped with:

- An audio system to provide surround sound in the vehicle cabin,
- a system to ensure that the cabin vibrates in accordance with engine speed,
- intercom for communication between driver and attendant,
- a system of three projectors with screens for displaying the vehicle's surroundings,
- screens emitting the vehicle's mirrors (4 units).

## Methods and techniques:

- Testing under various environmental conditions.
- Testing the driver's reaction to damage to vehicle assemblies.
- Testing on different types of vehicles.
- Testing the effects of intoxicants (alcohol, drugs) on driving ability (using alcogoggles).

## Apparatus available:

- Truck driving simulator AS 1600
- Alcogoggles: day model A (range 0.4-0.6 per mille); day model B (range 0.8-1.5 per mille); night model (range 0.6-0.8 per mille); night model (range 1-1.7 per mille); and NARKOgoggles.



# Department of Combustion Engines and Transport

## Methods and techniques:

- fixed-volume combustion chamber
- atmospheric distillation
- Ubbelohde capillary
- oscillatory method
- HFRR method
- four-ball method
- Fourier transform infrared spectroscopy
- Pensky Martens closed crucible
- Reid's method
- Karl Fischer coulometric method

## Apparatus available:

- OPTIDIST
- HVU 482
- DMA 4500
- HVP 972
- HFP 339
- FPP 5Gs
- IKA C 5000
- TD PPA
- HFRR (PCS)
- T-02U
- MultiTek
- AquaMAX KF
- CID 510



## Testing of fuel and lubricant parameters

The research offer includes work related to the determination of physico-chemical and quality parameters of liquid fuels and lubricants used in the internal combustion propulsion of means of transport. Most of the work carried out focuses on alternative fuels and mixtures of alternative and conventional fuels. In addition to conventional fuels, such as motor gasoline and diesel fuel, research uses fuels of vegetable origin, especially vegetable oils and FAME. A number of works also deal with the possibility of using organic oxygenated compounds as additives to conventional fuels, especially diesel fuel. The results obtained in the laboratory are used in research work on the functioning of fuel injection systems and the working processes of reciprocating internal combustion engines. Measurements carried out as part of research work, are performed in accordance with normative procedures or based on non-standard programs. Modifications of measurement procedures are carried out, in particular, during tests aimed at alternative fuels and include:

- measurements of derived cetane number (DCN), ignition delay period and combustion in a constant volume combustion chamber,
- lubricity measurements of fuels at elevated temperatures with digital recording of the trace of test ball wear (HFRR method),
- viscosity measurements at low temperatures,
- fuel vapor pressure measurements,
- analyses of the fractional composition of fuels,
- fuel lubricity tests using the four-ball method.

# Department of Combustion Engines and Transport



## Testing of cars for engine exhaust emissions and energy consumption

The scope of emissions and energy consumption studies includes:

- bench measurements of gaseous emissions in driving cycles, at various ambient temperatures ranging from -20°C to +30°C,
- measurements of gaseous pollutant emissions of a car's internal combustion engine under road conditions (RDE),
- wheel power and engine power according to static and dynamic methods,
- measurements of fuel consumption (energy) in driving cycles,
- measurements of energy consumption and range of electric cars according to the WLTP procedure.

The offer includes tests of gaseous pollutant emissions (CO<sub>2</sub>, CO, NO<sub>x</sub>, THC, CH<sub>4</sub>) in the exhaust of internal combustion engines of cars in laboratory conditions on a chassis dynamometer, measurements of gaseous pollutant emissions (CO<sub>2</sub>, CO, NO<sub>x</sub>, THC) in road conditions, and measurements of energy consumption and range of electric cars. Bench tests are carried out on a 150 kW AVL-Zöllner roller dynamometer. It is possible to perform driving tests according to WLTP, NEDC, FTP, Japan procedures, including starting tests at low ambient temperatures down to -20°C.

## Methods and techniques:

- Tests performed under road conditions or NEDC, WLTC and other user-defined driving cycles.
- Temperature range in the climate chamber: from -20°C to +30°C,
- Nominal brake power: 150 kW;
- Roller diameter: 1219 mm,
- Maximum axle load: 2000 kg,
- Maximum speed: 200 km/h,
- Range of simulated test weight: from 454 kg to 2722 kg,
- Nominal driving force: 5870 N.

## Apparatus available:

- AVL-Zöllner 150 kW roller dynamometer stand equipped with:
- AVL CVS i60 exhaust gas intake and dilution system,
- AVL AMA i60 exhaust gas analysis system,
- AVL iGEM test and measurement automation system.
- HORIBA OBS-2200 mobile flue gas analyzer equipped with:
- CO analyzer - NDIR, range 0-10%,
- CO<sub>2</sub> analyzer - NDIR, range 0-10%,
- THC analyzer - FID, range 0-10000 ppm,
- NO<sub>x</sub> analyzer - CLD, range 0-3000 ppm, Sampling frequency - 0.1-1 Hz.
- Hioki 3390 power analyzer with CT6843A 200A/700kHz AC/DC and CT6844A 500A/500kHz AC/DC clamp probes.

## Methods and techniques:

- extrusion
- pelletizing
- drying
- injection moulding
- grinding

## Apparatus available:

- Injection molding machine Boy 55E
- ZAMAK EHP-25E single-screw extruder
- ZAMAK RES-2P12A Explorer twin-screw extruder
- Granulator G 13/32
- Plastic mill WANNER C17.26sv
- Vacuum dryer DZ-2BC



## Analysis of the possibilities of recycling polymeric materials

Determine the feasibility and analyze the recycling of thermoplastic polymeric materials starting from the generation of the material in the extrusion process, its granulation, drying, followed by injection molding, grinding of the resulting products and reprocessing in the extrusion or injection molding process.

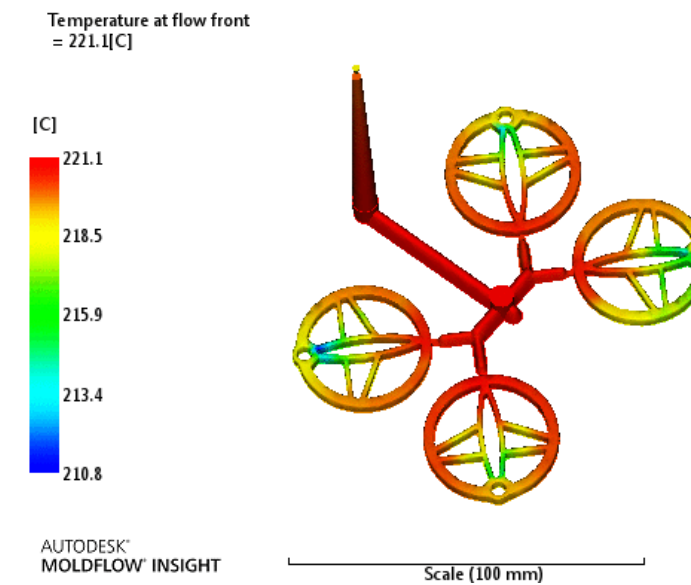
The above procedure can make it possible to utilitarianly determine the feasibility of manufacturing, primary molding of products and recycling of thermoplastic polymer materials.

## Methods and techniques:

- numerical analyses in the field of computational techniques: Midplane, Dual Domain, 3D

## Apparatus available:

- MES software: Ansys, Abaqus, Autodesk Moldflow Insight, Moldex 3D



## Numerical analyses of technological processes for polymer processing

Ability to perform technological numerical analysis of polymer molding processes in closed molds (including gas injection molding, injection molding with foaming, multi-component injection, RIM technology, overmolding of electronic circuits, molding technology of composites with fiber reinforcement) in CAE programs.

Ability to perform complex strength analyses of products made of polymeric materials and composites with fiber fillers (short and long).

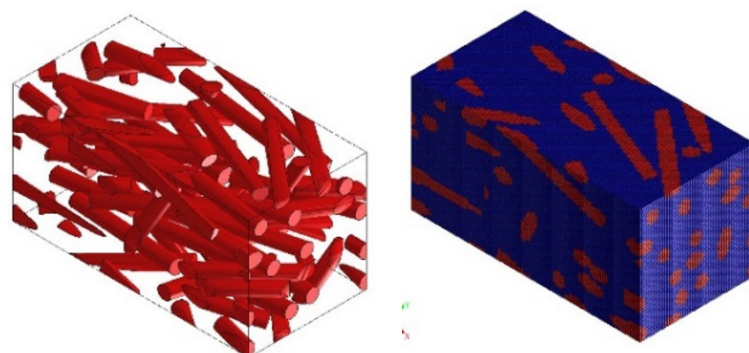


## Methods and techniques:

- Methods for predicting the properties of filled polymer materials using Mori-Tanaka, Double Inclusion and numerical models

## Apparatus available:

- DIGIMAT software



## Predicting mechanical properties of polymeric materials with fillers

Determination of the properties of polymeric composite materials until recently required only appropriate experiments for an existing material, or the use of analytical methods, which had relatively high limitations and often did not give appropriate results. More recently, the possibility of computerized techniques for predicting the microstructural properties of composites using, among other things, homogenization methods has been developed and developed.

Calculations using homogenization methods can significantly reduce the number of time-consuming and expensive experiments on previously prepared samples of the material under study.



## Determination of rheological properties of polymeric materials

Performance of rheological tests according to ISO 11443, ASTM D3835 and equivalent using a capillary rheometer:

- measurement of flow and viscosity characteristics of plastics,
- evaluation of viscosity and elasticity of polymers in the plastic state,
- computerized data recording and data analysis allowing interpolation of test results using, among others: the Ostwald-deWaele power law, Cross, Carreau-Yasuda equation, etc. taking into account Bagley and Rabinowitsch corrections, and Arrhenius temperature coefficient in the range of operating conditions: temperature: (60 to 400)°C, shear rates: 0.5 to 11500 s<sup>-1</sup>, maximum piston pressure of 20 kN, the ability to perform tests at constant piston travel speed and constant shear rate, and the determination of pVT characteristics.
- Determination of the viscosity curve of plastics online during the injection process using the PRIAMUS system,
- Online determination of viscosity curve during extrusion using extrusion meter.

## Methods and techniques:

- Interpolation of test results using, among others: the Ostwald-deWaele power law, Cross, the Carreau-Yasuda equation, etc., taking into account Bagley and Rabinowitsch corrections, and the Arrhenius temperature coefficient
- on-line viscosity measurement during the injection molding process
- measurement of viscosity directly during the extrusion process

## Apparatus available:

- Capillary rheometer (Instron Ceast Smart Rheo 2000)
- Priamus system
- ZAMAK EHP-25E extrusion meter for plastics

## Standard compliance tests:

- ISO 11443
- ASTM D3835

## Methods and techniques:

- The device is equipped with a cooling attachment for plastics with a negative glass transition temperature and also has a closed cooling system that allows testing in the temperature range: -90°C to 550°C

## Apparatus available:

- DSC scanning calorimeter (model Q-2000)



## Testing the thermal properties of plastics

### Research capabilities:

- determination of phase transformations occurring in plastics, including: glass transition, melting, crystallization, crosslinking, onset of decomposition,
- identification of the type of plastic and additives on the basis of melting temperature,
- determination of degree of crystallinity and degree of crosslinking,
- determination of properties by DSC modulated option.

## Methods and techniques:


- Brinell method
- Rockwell method (for scale, L, M, P)
- Shore method (for A and D scales)

## Apparatus available:

- Zwick hardness tester 3106

## Standard compliance tests:

- ISO 2039-1



## Hardness testing of plastics and polymer composites

The testing offer includes hardness testing of plastics and polymer composites in accordance with DIN ISO 2039-1 (Brinell method), testing according to the Rockwell method (for scales, L, M, P) and hardness testing according to the Shore method (A scale and D scale). Among other things, the equipment provides digital readout of results and allows statistical processing of a series of results.



# Department of Materials Forming and Processing

## Methods and techniques:

- Implementation of impact tests according to the Charpy method and impact tensile according to Izood

## Apparatus available:

- Ceast 9050 pendulum hammer

## Standard compliance tests:

- PN-EN ISO 8256



## Impact/tensile strength testing of plastics

Implementation of impact tests according to the Charpy method and impact tensile according to Izood:

- range of destruction energy: 0.5 - 5.5 J,
- resolution of the position sensor: min. 0.075 degree,
- ability to store up to 100 test results in the hammer's internal memory.

# Department of Materials Forming and Processing

## Methods and techniques:

- uniaxial tensile test
- compression test

## Apparatus available:

- Zwick/Roell Z030 testing machine
- Zwick/Roell Z100 testing machine
- Thermal chamber

## Standard compliance tests:

- PN-EN ISO 6892-1
- PN-EN ISO 10113
- DIN 50106



## Testing of mechanical properties of metals

Determination of mechanical properties of metals in uniaxial tension and compression tests. Tests are conducted at room temperature or variable temperature conditions in the range of -80 °C to +270 °C.

Determined quantities in uniaxial tensile test:

- longitudinal modulus of elasticity,
- clear/continuous yield strength,
- tensile strength,
- elongation at tensile strength,
- stress at failure,
- elongation at failure,
- Poisson's coefficient,
- plastic anisotropy coefficient of flat products (sheets and strips).

Determined quantities in the compression test:

- Longitudinal modulus of elasticity (in compression),
- yield strength in compression,
- compressive strength,
- relative shortening at compressive strength,
- compressive stress at failure,
- relative shortening at failure.

## Methods and techniques:


- uniaxial tension test
- compression test
- bending test

## Apparatus available:

- Zwick/Roell Z030 testing machine
- Zwick/Roell Z100 testing machine
- Thermal chamber

## Standard compliance tests:

- PN-EN ISO 527-1
- PN-EN ISO 604
- PN-EN ISO 178
- ASTM D 3039
- ASTM D 3518



## Testing of mechanical properties of plastics

Determination of mechanical properties of thermoplastics, thermosets and composites in uniaxial tension, compression and bending tests. Tests are carried out at room temperature or variable temperature conditions in the range from -80°C to +270°C.

Determined quantities in uniaxial tensile testing:

- longitudinal modulus of elasticity,
- shear modulus (for long fiber reinforced composites),
- stress at yield,
- tensile strength,
- elongation at tensile strength,
- stress at failure,
- elongation at failure,
- Poisson's factor.

Determined quantities in the compression test:

- longitudinal modulus of elasticity,
- plastic flow stress in compression,
- compressive strength,
- relative shortening at compressive strength,
- compressive stress at failure,
- relative shortening at failure.

Determined quantities in the bending test:

- longitudinal modulus of elasticity/bending modulus,
- bending strength,
- bending stress at failure,
- deflection at failure.



## Studies of the influence of atmospheric factors on the properties of plastics

Studies of the effects of atmospheric factors (xenon lamp light in the visible light range, elevated temperature, rain) on the properties of polymer plastics.

Tests within the scope defined by the purchaser are preceded by exposure of test samples in an aging chamber equipped with:

- Microprocessor controller, programming and automatic control of irradiance and surface temperature of the black standard,
- light source: air-cooled xenon torch of min. 2200 W,
- total sample area: about 1000 cm<sup>2</sup>.

The data recording system provides:

- continuous adjustment of light intensity in the spectral range of 300-800 nm,
- measurement and control of light intensity,
- measurement and display of air temperature in the working chamber.

The chamber equipment includes:

- light filter to simulate outdoor operating conditions,
- light filter to simulate natural sunlight,
- light filter to simulate light from behind window glass,
- a program for recording and archiving data,
- an irradiance meter in the 300-800 nm range.

## Methods and techniques:

- Studies of the effects of atmospheric factors: light, elevated temperature, rain on the surface of materials.

## Apparatus available:

- Accelerated aging test chamber (Q-Lab) for plastics with equipment



## Standard compliance tests:

- ISO 12004



## Determination of limit deformability curves (KOG) of metals and alloys and evaluation of sheet deformation in plastic forming processes

The ARGUS forming analysis system supports optimization of the sheet metal forming process, taking into account correct material selection and tool optimization. The system allows detection of critical deformation areas, solution of complex forming problems, optimization of forming processes, verification of tools, and verification and optimization of numerical simulations. Research offer includes:

- possibilities of determining the boundary strain curves of sheet metal (KOG),
- determination of deformations associated with plastic forming processes of sheet metal,
- verification of the results of numerical analyses for the prediction of plastic deformation values,
- detection of critical deformation areas, solving complex forming problems,
- optimization of stamping processes, verification of tools.



## Measurements of forces and vibrations during process execution

Measurements of forces and vibrations during the implementation of milling processes and unconventional plastic processing methods, e.g. friction stir welding (FSW), incremental sheet forming (ISF). Measurements of forces and vibrations during the implementation of processes on a Makino PS95 CNC milling machine using a Kistler three-axis force meter, IMI vibration sensors, National Instruments data acquisition system with Signal Express and/or Lab View software.

## Methods and techniques:

- Force measurements with piezometric sensors
- Vibration measurements

## Apparatus available:

- Makino PS95 CNC milling machine
- Kistler force meter
- IMI vibration sensors
- DAQ National Instruments
- NI Signal Express, Ni Lab View software

## Methods and techniques:

- microscopic inspections of the macro and internal microstructure of metallographic samples

## Apparatus available:

- Struers Labotom saw
- Struers Citopress hot sample inlay press
- tools and materials for cold inlaying of samples
- Struers Tegramin grinder-polisher
- ATM Kristall 680 electrolytic polisher
- Leica DMI8c metallographic microscope



## Metallographic studies of metallic materials

The available equipment allows preparation of cold or hot inlaid samples for metallographic examination by grinding and mechanical polishing or mechanical grinding and polishing/electrolytic etching methods, and observation of the specimens with a metallographic microscope. Observations in bright and dark field and polarized light are possible, along with digital image registration and analysis. The software has a function for measuring average grain diameter by incisal and planimetric methods.

## Methods and techniques:


- contact measurement
- non-contact (optical) measurement

## Apparatus available:

- Alicona InfiniteFocus G4 microscope
- profilografometr Mahr Marsurf M400

## Standard compliance tests:

- ISO 4288



## Measurement of the geometric structure of the surface

The measurement is performed with an Alicona InfiniteFocus G4 microscope, which uses focal differential technique. It allows 3D surface models to be made and then processed and geometric quantities measured, surface geometric structure measurements (2D and 3D roughness measurements) on shaped surfaces, differential measurements (e.g., wear tests) and cutting tool blade measurements. Measurement also can be carried out in mobile form using a wireless profilographometer, which allows the measurement of surface roughness and waviness.



## Department of Materials Forming and Processing

### Methods and techniques:

- hardness measurement by Vickers method
- Hardness measurement by Rockwell method
- hardness test by Brinell method

### Apparatus available:

- Vickers Innovatest Falcon 400 micro hardness tester

### Standard compliance tests:

- ISO 6507



### Hardness measurements

Sample preparation and hardness measurements using the Vickers method with an Innovatest Falcon 400 hardness tester in the HV0.01 ÷ HV1 range in accordance with ISO 6507 and digital data recording.

Hardness measurements by Brinell and Rockwell methods using a conventional hardness tester.

## Department of Materials Forming and Processing



### Production of polymer composite material properties with natural fillers

The offer includes the possibility of producing pilot quantities of polymer composites with natural fillers. The equipment and significant experience we have allows us to receive granulate for plastic processing from polymer and powder or fiber fillers of natural origin. Granulate is produced by extrusion using a single-screw or twin-screw extruder equipped with a cooling bath, granulator and extraction.

### Methods and techniques:

- extrusion
- granulation

### Apparatus available:


- ZAMAK EHP-25E single-screw extruder
- ZAMAK RES-2P12A Explorer twin-screw extruder
- Granulator G 13/32

## Methods and techniques:

- uniaxial tension test
- tensile test in plane strain condition
- shear test
- volumetric compression test

## Apparatus available:

- Zwick/Roell Z030 testing machine
- Video strain gauge



## Determination of elastomer properties in cyclic tests

Determination of characteristics of elastomers in cyclic tests enabling preparation of hyperelastic material models for numerical analyses under non-contact strain measurement conditions.

Tests performed:

- uniaxial tensile test,
- tensile test in plane strain condition,
- volumetric compression test,
- shear test.

## Methods and techniques:

- determination of the mass flow rate (MFR)
- determination of volumetric melt flow rate (MVR)

## Apparatus available:

- Plastometr Ceast MFT 7024

## Standard compliance tests:

- EN-ISO 1133
- DIN ISO 11333
- ASTM D1238
- BS 2782



## Determination of MFR and MVR melt flow rates of plastics

Determination of melt flow rates of polymeric materials, i.e. melt mass flow rate (MFR) and melt volume flow rate (MVR), according to standards: EN-ISO 1133, DIN ISO 11333, ASTM D1238, BS 2782 temperature range: +30°C-400°C

Technical parameters

Operating temperature range: 30°C - 400°C

Device dimensions: 540mm x 370mm x 475mm

Weight of the device: 50kg

Power consumption: 1000 W



# Department of Manufacturing Processes and Production Engineering

## Laboratory of Tribological Research

### Methods and techniques:

- testing tribological properties of lubricants and testing wear resistance of materials

### Apparatus available:

- control and measurement system
- research node

### Standard compliance tests:

- ASTM D 2981
- ASTM D 3704
- ASTM G 77
- ASTM D 2714




### T-05 device

The T-05 device is designed to test tribological properties of lubricants such as greases, oils, plastic lubricants, as well as wear resistance of materials used for sliding machine components. The test contact consists of a stationary sample (pad), made of the material under test, pressed with a preset force  $P$  against a roller rotating at a preset speed in one direction or performing an oscillatory (reverse) motion with the appropriate frequency and amplitude. The contact under test can be concentrated (linear) or distributed. The friction steam is placed inside a tank equipped with a heating element, which allows heating the oil under test to a preset temperature before running. The temperature of the pad is measured using a thermocouple, the measuring tip of which is placed in a special hole. The T-05 device is equipped with a measurement and control system, which includes: - a set of measuring transducers, - a controller, - a digital measuring amplifier, - a computer with a special measuring and recording program installed. During the test run, the following quantities are measured, - friction force, - total linear wear of the friction node elements, - pad temperature, - temperature of the tested oil in the tank, - rotational speed, - time and number of roll revolutions (friction path). The waveforms of the measured values are displayed continuously on the monitor screen, and after the test run is completed, they are archived on the computer disk. The device's drive motor is automatically stopped when the preset time elapses, or when the preset friction path (number of roll revolutions) is reached. After the tests, a report can be printed showing graphs of changes in individual quantities as a function of time.

# Department of Manufacturing Processes and Production Engineering

## Laboratory of Tribological Research



### T-11 device

The T-11 device with a pin-disk (or ball-disk) association is designed to evaluate the tribological properties of lubricants and materials used for sliding machine components operating at elevated temperatures. With its help, the wear resistance and coefficient of friction of any material association operating in sliding motion can be tested, depending on the presence and type of lubricant, ambient temperature of the friction node, sliding speed, surface pressures, type of gas in the test chamber and other factors. The device is especially designed for tribochemical testing under boundary lubrication conditions.

### Methods and techniques:

- T-11 device with pin-disk (or ball-disk) association is designed to evaluate tribological properties of lubricants and materials used for sliding machine components operating at elevated temperatures.

### Apparatus available:

- control and measurement system
- research node

# Department of Manufacturing Processes and Production Engineering

## Laboratory of Fatigue Research

### Methods and techniques:

- accelerated transport tests, vibration simulation tests, combined vibration and climate tests, and seismic tests

### Apparatus available:

- electrodynamic patterner
- control amplifier
- measuring apparatus
- vibroacoustic measuring unit

### Standard compliance tests:


- MIL;ASTM;IEC;ISO;BS JIS



### Accelerated fatigue tests

ETS' L620M electrodynamic exciter is ideal for testing electronic components, automotive components, mobile devices, storage devices, connectors and more. The ETS exciter system has a sinusoidal force of 600 kgf / 1322 lbs of force, a random force of 600 kgf / 1322 lbs of force and an impact force of 1200 kgf / 2645 lbs of force. ETS L620M solutions are designed to meet military and international test standards, including MIL, ASTM, IEC, ISO, BS and JIS. The fixture's large diameter of 7.9 inches and high lateral stiffness enables the proportional-head expander to test multiple specimens simultaneously while achieving good vibration transmission. The ETS L620M solution has a thrust axis with an eigenfrequency of <5 Hz. This device meets the requirements of transportation, vibration simulation, combined vibration and climate testing, and seismic testing.

## Faculty Laboratory for Gear Research



### Fatigue test and vibration analysis of bevel gear-box on TS-30 bench

The Departmental Gear Research Laboratory has been established to meet the needs of the aerospace industry, including mainly Aviation Valley enterprises. The equipment installed in the laboratory will make it possible to undertake complex scientific and research work and implementation tasks in the field of aerospace propulsion systems, as well as comprehensive analysis in the areas of gear construction, technology, measurement and research. This is a continuation of scientific activities that have been carried out for many years and, at the same time, the use of the scientific potential of the University in an area where research has not been possible so far. Thanks to the implementation of previous projects and scientific work, a team of highly qualified employees has been created.

The range of work that can be performed using the laboratory significantly expands the offer that the University can make to other research institutes and industrial plants. The laboratory is not dependent on any aerospace manufacturer, which is intended to make it possible to reach out to new business entities intending to cooperate with the aerospace industry and facilitate their entry into this demanding market. The design and manufacture of innovative aerospace propulsion systems in-house will ensure that the skills of the scientific staff are constantly improved and maintained at the highest level, and, above all, the development of our own research methods and comprehensive cooperation with aerospace industry entities.

### Methods and techniques:

- grinding of bevel gears
- strength and fatigue tests and vibration analysis of bevel gears
- measurement and quality control of bevel and spur gears
- design of planetary, bevel and helical gears
- evaluation of wear and carrying out repair and renovation works on gears

### Apparatus available:

- Klingelberg G27 numerical grinding machine
- Klingelberg P40 coordinate measuring machine
- Klingelberg TS30 fatigue test stand
- KISSsoft software
- KIMOS software
- Inventor software



# Department of Thermodynamics

## PIV Laboratory

### Methods and techniques:

Digital Particle Image Velocimetry uses a tracer (seed) that moves with the fluid to determine instantaneous velocity fields. The inoculation is illuminated by a laser plane and the image is recorded by digital cameras. The recorded images are then analyzed in DynamicStudio software to determine velocity vectors.

### Apparatus available:

The PIV system has two lasers:

- Litron Bernoulli 200-15 laser with a frequency of 15Hz and energy of 200mJ
- Litron LD-527 25-1000 laser with a frequency of 1000Hz and energy of 25mJ.

Four cameras are included:

- three FlowSense EO9M-17 cameras with a resolution of 3388 x 2712 (9.2 Mpx) and 17 fps
- one AMETEK VEO 440 camera with a resolution of 2560 x 1600 (4.1 Mpx) and 1100 fps.

Liquid and particulate culture generator.




### Digital image anemometry (Particle Image Velocimetry)

The Particle Image Velocimetry (PIV) method is used to measure the flow velocity field. It takes advantage of the scattering of laser light on the seed particles following the flow. The scattered light is recorded by a camera. For one measurement of the velocity field, it is required to illuminate the measurement plane twice and record two frames of images in a very short time interval, which is accomplished by a synchronizer that controls the laser pulses and the camera. The data from the two images are analyzed in a computer program by using appropriate algorithms. By identifying the culture particle and determining its displacement in the two images, it is possible to determine the velocity of this particle because the time between the two images from the synchronizer is known. The PIV system consists of a laser, laser beam transmission optics and laser plane formation, CCD camera, culture generator, synchronizer and computer. The maximum measurement area is 1 m<sup>2</sup>, while the flow velocity is in the range of 0-300m/s.

The PIV measurement system from DantecDynamics allows velocity field measurements:

- 2D-2C - measurement of two components of the velocity vector in a 2-dimensional plane.
- 2D-3C (stereo PIV) - measurement of three components of the velocity vector in the 2-dimensional plane.
- 3D-3C (tomo PIV) - measurement of three components of the velocity vector in a 3-dimensional plane.
- 2D-2C (time-resolved) - measurement of two components of the velocity vector in a 2-dimensional plane as a function of time.

# Department of Thermodynamics



### Measurement of thermal conductivity

The UnithermTM 2022 instrument from Anter (now TA Instruments) is used to measure the thermal conductivity of materials such as polymers, ceramics, composites, glasses, rubber, some metals and other materials with low thermal conductivity. Measurements are made using the so-called "guarded heat flow meter" method in accordance with ASTM1530. The device measures thermal conductivity from 0.1 W/m<sup>2</sup>K to 40 W/m<sup>2</sup>K. The temperature range at which the apparatus operates is from -20°C to 300°C. Specimens supplied for testing should be disc-shaped with a diameter of 2 inches (50.8 mm) and a thickness of 2 to 20 mm. The measuring section of the apparatus consists of a cylindrical-shaped sample placed between the upper and lower plates. Above the upper plate is the top radiator, which forces heat through the sample to the cooler, while below the lower plate is located the heat flux density meter (calorimeter). The lower radiator acts as a heat flow stabilizer for the required temperature difference of the measuring stack. A radiator is installed under the lower radiator, which is connected to the ultrathermostat. Outside the measuring section are compensation heaters, the power of which is adjusted to reduce heat loss from the side surfaces of the samples. To minimize and stabilize the contact resistance between the test sample and the plates, the measuring stack is mechanically compressed using a pneumatic cylinder. The compression pressure of the measuring stack is 172.3 kPa (25 PSI). In addition, in order to minimize contact resistance, the surfaces of the samples are covered with thermally conductive paste. The conductivity coefficient test is carried out under steady-state conditions.

### Methods and techniques:

- shielded hotplate method

### Apparatus available:

- UnithermTM 2022

### Standard compliance tests:

- ASTM1530


## Apparatus available:

- calorimeter bomb
- analytical balance



## Measurement of heat of combustion of solid fuels

Measurement of the heat of combustion is carried out using a device commonly called a calorimetric bomb. This is a sealed vessel made of acid-resistant steel with reinforced walls, which allows the burning of solid fuel placed in it. The calorimetric bomb is placed in a calorimeter filled with a certain amount of water and the result of the measurement is the value of the temperature by which the water has been heated as a result of complete combustion of the sample in an atmosphere of oxygen and at its high overpressure (about 20 at). Samples for the apparatus should be a bulk material, from which lozenges are obtained on a mechanical press. In these lozenges is placed a spirally twisted resistance wire, which under the influence of an electrical impulse ignites the sample. Prepared samples as well as the resistance wire used for ignition are weighed on an analytical balance with an accuracy of 0.00001 g, which allows to accurately determine the heat of combustion of the test sample as well as to eliminate the error associated with the thermal effect of the burned part of the ignition wire. The calorimetric bomb measures the heat of combustion and calculates the calorific value of solid fuels, e.g. coal, lignite, wood, energy crops. The stand is automated and the measurement data is transferred to a computer.



## Measurement of thermal diffusivity of materials by laser pulse method

The measurement is performed with a NETZSCH LFA 427 apparatus using laser flash analysis to measure the thermal diffusivity of materials. It makes it possible to determine the thermal diffusivity of a sample subjected to a laser pulse on the basis of the course of variation of the sample's temperature value in response to this forcing and the dimension (thickness) of the sample. The analytical model describing the heat transfer inside the sample and between the sample and the environment is compared with the experimentally recorded course of temperature variation on one of the sample surfaces, so it is possible to reproduce the value of thermal diffusivity of the tested material. Depending on the experimental conditions used and the sample material, the model should take into account such phenomena as heat loss by convection and radiation, finite laser pulse time or radiation heat transport in the sample material. In the software supporting the NETZSCH LFA 427 apparatus, there is a choice of models: adiabatic (Parker), taking into account heat loss (Cape-Lehmann, Clark-Taylor, Cowan), and radiation (Mehling), among others. The apparatus is equipped with a measurement chamber that allows experiments in the temperature range of 20 1575°C for samples with thermal diffusivity from about 0.01 mm<sup>2</sup>/s to about 1000 mm<sup>2</sup>/s. The excitation is generated by an Nd-YAG laser with a maximum energy reaching 20 J per pulse. The measurement chamber can be filled with an externally supplied gas during the measurement in order to perform the experiment under conditions of an atmosphere with specific properties - e.g. oxidizing or inert. In addition, the apparatus allows measurement of specific heat by a comparative method, in which the reference material is, for example, sapphire or graphite, as well as measurement of thermal contact resistance for multilayer samples. A standard material sample to be measured with the NETZSCH LFA 427 has a circular cross-section of 12.5 mm in diameter or a square cross-section of 10x10 mm and a thickness in the range of 1-6 mm.

## Methods and techniques:

- laser pulse method for measuring thermal diffusivity using models including: adiabatic (Parker), accounting for heat loss (Cape-Lehmann, Clark-Taylor, Cowan), and radiation (Mehling),
- comparative method for measuring specific heat

## Apparatus available:

- NETZSCH LFA 427 camera
- Rofin STARWELD 40 laser,
- TASC 414/4 and Pu 1.851.08 controllers,
- Julabo MC F32 ultrathermostat

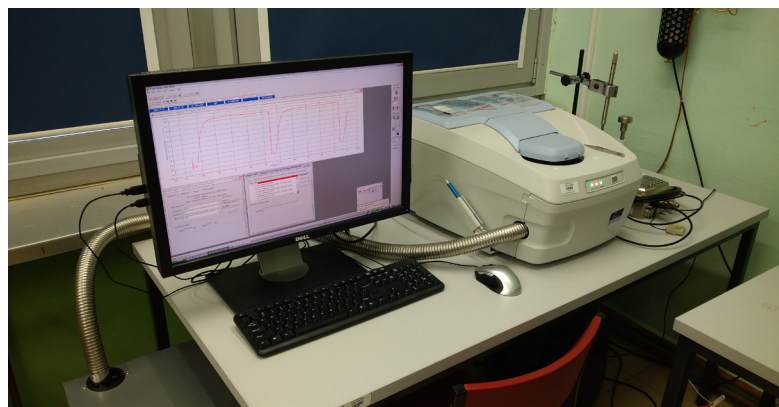


## Methods and techniques:

- Differential scanning calorimetry for enthalpy of phase transformations and chemical reactions and specific heat measurements,
- StepScan method for measuring enthalpy of phase transformations and chemical reactions and specific heat measurements

## Apparatus available:

- PerkinElmer DSC 8000 calorimeter,
- Intracooler 2 calorimeter chamber cooler



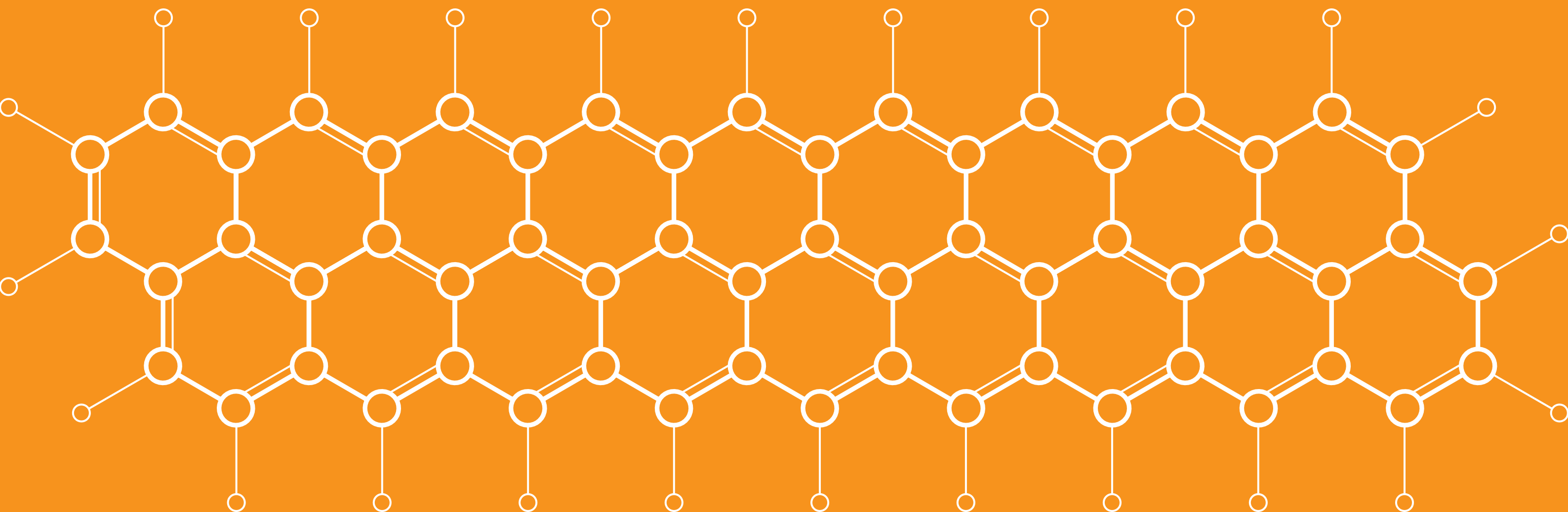
## Differential scanning calorimetry

The measurement is carried out using a PerkinElmer DSC 8000 differential scanning calorimeter, the principle of which is based on measuring the difference between the thermal power supplied to the test sample and the thermal power supplied to the reference sample to keep them at the same temperature. It makes it possible, in particular, to measure the heat of phase transitions and chemical reactions, as well as the specific heat of materials and their characteristic temperatures, such as melting point or glass transition temperature. It is also possible to analyze the purity of a sample or determine its degree of crystallinity. Differential scanning calorimeters operating on the basis of thermal power compensation, which include the DSC 8000 model, are distinguished from calorimeters operating on the principle of measuring heat flux density by the smaller heat capacity of the chamber housing the sample, which gives them much better dynamic properties: the ability to respond almost instantaneously to endothermic or exothermic reactions in the sample material, a smaller time constant, and the possibility of using much higher heating and cooling rates. Among their advantages, moreover, is the fact that they measure directly the value of heat output, which, when integrated, represents the value of the energy of a phase transformation or chemical reaction, which is often the ultimate goal of calorimetric measurement. In addition to measurements using the typical differential scanning calorimetry method, the software that operates the DSC 8000 also has the ability to make measurements in StepScan mode allowing for more accurate measurement of specific heat than the traditional method, and to separately observe the effects of the change in specific heat with temperature and the effects of phase transformations or chemical reactions. The DSC 8000 calorimeter allows measurements in the temperature range from  $-180^{\circ}\text{C}$  to  $750^{\circ}\text{C}$  at heating rates from  $0.01\text{ K/min}$  to as much as  $300\text{ K/min}$ . A standard material sample to be measured with the PerkinElmer DSC 8000 calorimeter has a diameter on the order of 3-5 mm and a thickness of about 1 mm.

al. Powstańców Warszawy 6, 35-959 Rzeszów  
e-mail: [chemia@prz.edu.pl](mailto:chemia@prz.edu.pl)  
[chemia.prz.edu.pl](http://chemia.prz.edu.pl)



FACULTY OF  
**CHEMISTRY**  
RZESZÓW UNIVERSITY OF TECHNOLOGY





## Department of Biotechnology and Bioinformatics

### Methods and techniques:

- mammalian cell cultures
- fluorescence in situ hybridization
- Western blot
- ELISA
- 1D and 2D electrophoresis
- colorimetry and zymography
- microbiological methods according to JIS Z 2801:2010 (E), PN-EN ISO 846, PN-EN 1276
- next-generation sequencing (Illumina, ONT)
- genotyping by sequencing
- RNA-seq
- plant genomics
- in vitro cultures of plants

### Apparatus available:

- MiSeq Illumina genomic sequencer
- Shimadzu Nexera chromatograph coupled to a QTRAP 4500 spectrometer
- Olympus IX83 inverted microscope



### Mammalian cell culture laboratory

Studies of cytotoxicity of chemical compounds and drug carriers, apoptosis, chromosomal changes on mammalian cells. Coordinator: Ewa Cisz-kowicz, PhD, eciskow@prz.edu.pl

### Protein analysis laboratory

Phospholipase A2 (PLA2) analyses for industrial applications. Analyses of peptides with cytotoxic and antibacterial properties. Cell penetrating peptides (CPPs) - potential drug carriers (D). Proteomic and immunological analysis of venom. Coordinator: Aleksandra Bocian, BEng, PhD, DSc, bocian@prz.edu.pl

### Microbiology laboratory

Testing antibacterial activity and efficacy of coatings, plastics, chemical disinfectants and antiseptics, food products. Oxford Nanopore technology: enzyme optimization and genomic data analysis for commercial applications. Bacillus sp. bacteriocins: optimization of properties and modifications to increase commercial potential

### DNA analysis laboratory

Preparation and sequencing of DNA fragment libraries customized for research. Illumina de novo sequencing of microorganisms. Comparative analyses of transcriptomes. Study of changes in the quantitative and qualitative composition of microorganisms. Construction of genetic maps, association analyses.

### Bioinformatics analysis workstation

Bioinformatics analysis of genomics, proteomics and metabolomics data. In-silico optimization of biomacromolecules with biotechnology potential for improving their biotechnological properties. Molecular modeling of compounds mainly with potential applications in pharmaceuticals and plastics processing.

## Department of Physical Chemistry



### Methods and techniques:

- Qualitative and quantitative analysis of the composition of mixtures.
- Analysis of organic compounds.
- Non-aqueous samples

### Apparatus available:

- 6890N gas chromatograph coupled to a 5973A Mass Selective Detector from Agilent Technologies.

### Qualitative and quantitative analysis of mixtures

Combined techniques make it possible to separate the test sample into individual components and to identify and quantify them unambiguously. As a result of GC-MS analysis, information on the molecular weight of the substance and fragment ions is obtained. The obtained mass spectrum makes it possible to determine the structure of the compound. It is also possible to compare the obtained spectrum with a database. GC-MS is a fast and accurate method. A gas chromatograph is equipped with an FID detector, while EI ionization takes place in the mass spectrometer.

## Department of Physical Chemistry

### Methods and techniques:

- Qualitative and quantitative analysis of the composition of mixtures containing organic compounds.
- ESI or APCI ionization

### Apparatus available:

- Qualitative and quantitative analysis of the composition of mixtures containing organic compounds.
- ESI or APCI ionization



### Qualitative and quantitative analysis of mixtures

Combined techniques make it possible to separate the test sample into individual components and to identify and quantify them. LC-MS analysis yields information on the molecular weight of the substance. ESI ionization is a soft ionization method, only molecular weight information is obtained. It is required that the test substance has a site susceptible to ionization. LC analysis with the use of reversed phases - eluents: methanol, water, acetonitrile, isopropanol and their mixtures. APCI ionization is a "hard" ionization method, mass range from 10 to 2000 Da. Analysis of non-polar or low-polar compounds that do not contain any acid or base sites. Sample dissolved in volatile solvents. Analyte must be thermally stable. Tandem mass spectrometry (MSMS) allows operation in: SCAN, SIM, Product Ion, Precursor Ion or MRM. A liquid chromatograph equipped with a DAD detector allows recording of UV-Vis spectra.

## Department of Physical Chemistry



### Methods and techniques:

- Transmission technique (thin film, solution in NaCl cuvette, KBr lozenge)
- ATR reflection technique (diamond crystal)

### Apparatus available:

- NICOLET 6700 FTIR IR spectrophotometer

### Molecular structure analysis

Analysis of the structure of organic compounds, including but not limited to polymers. Possibility to study liquid substances, using slides or cuvettes of NaCl crystals and ATR reflectance technique, as well as solid substances, using transmission (lozenge possibility) or reflectance technique.

### Analysis of intramolecular interactions and intermolecular interactions

Structural studies in terms of intramolecular and intermolecular interactions, including but not limited to hydrogen bond formation.



## Department of Physical Chemistry

### Methods and techniques:

- registration of UV-Vis spectra in the range of 200-800 nm
- determination of absorbance values at a given wavelength
- studies of reaction kinetics (cyclic measurement up to 24 hours)
- analysis of derivatives of UV-Vis spectra

### Apparatus available:

- UV-Vis spectrophotometer HP 8453



### Structural analysis of UV and Vis absorbing compounds

Analysis of absorption bands in the 200-800 nm range, qualitative studies.

### Quantitative analysis

Quantitative research using, among other things, the calibration curve method.

### Studies of reaction kinetics

Cyclical testing over a specified time interval in a thermostated measuring vessel.

### Studies using derivative spectra (1-4)

## Department of Physical Chemistry



### Quantitative analysis of metallic elements

Atomic absorption spectrophotometer allows determination of the concentration of 6 elements in trace amounts (Cu, Fe, Mn, Cu, Ru and V). The apparatus has a radiation source in the form of cavity cathode tubes and the ability to atomize the test sample by the flame method (F-AAS) using an acetylene-air torch and by the electrothermal method (ET-AAS) using a resistance-heated graphite cuvette. With the possibility of microwave pre-mineralization using a Teflon bomb, it is also possible to analyze samples in their original solid form.

### Methods and techniques:

- quantitative analysis of elements.
- Set of 6 lamps for determination of individual elements: Cu, Fe, Mn, Cu, Ru and V.

### Apparatus available:

- iCE 3000 Series atomic absorption spectrophotometer (AAS) from Thermo Fisher Scientific with flame and electrothermal atomizer
- Start D microwave oven from Milestone

## Methods and techniques:

- corrosion studies
- studies of the mechanism and kinetics of electrochemical reactions
- studies of the process of electrodeposition of metals and alloys, electrolytic preparation of composite coatings, and for electrochemical characterization of the surface morphology of materials

## Apparatus available:

- Princeton Applied Research M370 electrochemical scanning microscope (SECM) composed of PG580R bipotentiostat, M370 positioning station, SCV370 control unit and camera with LCD monitor



## Studies of corrosion processes Studies of material surfaces

The electrochemical scanning microscope (SECM) allows characterization of local properties, surface imaging and investigation of the chemical activity of various materials. The measurement system can operate in 3 or 4 electrode mode using one or two potentiostats. The measurements use platinum ultramicroelectrodes (UMEs) with diameters of 10, 15 and 25  $\mu\text{m}$ . The positioning station allows the UMEs to be repositioned with a resolution of 1  $\mu\text{m}$ .

### Types of tests performed:

- potentiometric tests
- cyclic voltammetry (CV) using an ultramicroelectrode (UME)
- imaging of redox activity of conductive and non-conductive surfaces (analysis of topography or changes in composition) in Feedback Mode and using a bipotentiostat in Generation/Collection Mode



## Studies of oxidation-reduction properties of substances, voltammetric measurements, chronoamperometry/chromopotentiometry

The Autolab/PSTAT302N is a top-of-the-line modular potentiostat/galvanostat for high currents (2 A limit, or 20 A with a BSTR20A amplifier) and WE-CE voltages up to 30 V. For cyclic voltammetry, the maximum sweep rate is 250,000 V/s for instruments equipped with a combination of SCAN250 and ADC10M modules. For "chrono"-methods, the interval between measurement points can reach 100 ns, using the ADC10M module and NOVA software. Application areas:

- batteries, fuel cells, supercapacitors
- coatings and corrosion testing
- conductive polymers and membranes
- dielectrics
- electrocatalysis
- electrodeposition
- semiconductors

## Methods and techniques:

- Allowing measurements in aqueous and non-aqueous environments. Used for testing oxidation-reduction properties of substances, voltammetric measurements and chronoamperometry/chromopotentiometry. Electrodes used: glassy graphite (GCE), gold, platinum and spinning disk electrode.

## Apparatus available:

- Autolab PSTAT 302N electrochemical analyzer



## Department of Inorganic and Analytical Chemistry


### Laboratory of Atomic Absorption Spectrometry

#### Methods and techniques:

- Digestion of samples with removal to solution.
- Flame atomic absorption spectrometry (FAAS).

#### Apparatus available:

- ASA spectrometers:
- Perkin-Elmer 3100
- GBC Savant-AA



#### Analysis of the content of metallic elements in various types of materials

Analysis of metallic elements in materials of the following types: agricultural products; chemical products; products, materials, construction objects; construction products and materials; air; fuels; furniture; glass and ceramics; other products; paper, cardboard; pharmaceutical products; plastic and rubber products; food; textiles and leather; tobacco products; toys; wood. Samples of materials that have been previously mineralized for solution are analyzed. The method used is flame atomic absorption spectrometry (FAAS) with C<sub>2</sub>H<sub>2</sub>/air or C<sub>2</sub>H<sub>2</sub>/N<sub>2</sub>O flame excitation.

## Department of Inorganic and Analytical Chemistry

### Laboratory of Powder Properties

#### Methods and techniques:


- determination of particle size distribution by laser diffraction and sieve analysis methods
- determination of physicochemical parameters of deposits of bulk materials and granulates
- determination of mechanical and rheological properties of dry and hydrated bulk materials
- testing of processing properties of bulk materials in granulation and dry coating processes
- computer simulations of processes involving powder materials

#### Apparatus available:

- Mastersizer 2000 laser diffractometer
- Hosokawa Micron Powder Characteristics Tester
- Gunt CE 255 disc granulator
- direct shear apparatus (Jenike's cell)
- ICF Welko Star fluidization multiprocessor
- Ring rotary rheometer
- Set of mills and mixers (including drum, planetary, hopper)

#### Standard compliance tests:

- ISO 13320
- ASTM D6393
- ASTM D6128



#### Studies of physical and chemical properties of bulk materials

#### Studies of processing properties of powders and granules

The laboratory performs tests on powder materials, including measurements of particle size distribution by laser diffraction and sieve analysis, tests of processing properties of powder materials and granules, i.e.: angle of natural discharge, bulk density, compressibility, cohesiveness (cohesion), vane angle, homogeneity, dispersibility, etc., determinations of mechanical and rheological properties of dry and hydrated bulk materials (including melt flow limit, melt flow index, angle of internal friction, compressive strength, tensile strength). In addition, the laboratory offers implementation studies of technological processes related to bulk material processing (including grinding, granulation, dry coating), as well as computer simulations of processes using the discrete element method DEM.

The Laboratory's research team has participated in a number of projects including the development of compositions and technologies for the production of fertilizer granules and mechanochemical improvement of the processing properties of pharmaceuticals.

The Laboratory constantly cooperates with other scientific centers (among others: the Institute of Agrophysics of the Polish Academy of Sciences, the University of Leeds, the Max Planck Institute Magdeburg) and business entities (among others: Stalprodukt S.A., KGHM Polska Miedź S.A., Polpharma S.A., ICN Polfa S.A.).

## Department of Chemical and Process Engineering


### Laboratory of Advanced Liquid Chromatography

#### Methods and techniques:

- preparative chromatography
- single-step extraction in an aqueous two-phase ATP system
- multistage extraction
- separation of racemates involving preparative chromatography,
- separation of mixtures of organic compounds involving crystallization
- chromatographic analyses of samples performed according to the methodology provided by the Customer

#### Apparatus available:

- Primade HPLC liquid chromatograph
- Merck HPLC liquid chromatograph
- HPLC prime plus liquid chromatograph
- SPOT CPC centrifugal counter-current extractor
- SMB system for continuous protein chromatography (AKTA purifier)
- Ultimate3000 biocompatible high-pressure liquid chromatograph (UPLC)
- HP4750 Stirred Cell perpendicular protein filtration kit



#### The following services are possible at the Laboratory of Advanced Liquid Chromatography Techniques of Rzeszów University of Technology:

Training in the theory and practice of liquid chromatography:

- theoretical basics of liquid chromatography,
- operation and use of the chromatograph,
- advanced chromatographic techniques such as ion exclusion chromatography (IEC), supercritical chromatography (SFC), hydrophilic interaction chromatography (HILIC), etc.
- Computer support in selecting and optimizing chromatographic systems and transferring the scale of this operation from analytical to preparative conditions.

Completion of research assignments in the field of mixture separation:

- separation of multicomponent mixtures of proteins involving:
- preparative chromatography,
- single-step extraction in aqueous two-phase ATP system,
- multistage extraction,
- ultrafiltration.
- Separation of racemates involving preparative chromatography,
- separation of mixtures of organic compounds involving crystallization,
- chromatographic analyses of samples performed according to the methodology provided by the customer

## Department of Polymer Composites



#### Aging tests

Accelerated aging of materials is tested in the Xenotest Alpha+ Atlas chamber using near-natural conditions, i.e. sunlight, humidity, simulated rainfall. Aging cycles are conducted with UV lamp irradiation of up to 180 W/m<sup>2</sup> in the wavelength range of 300 - 400 nm. The test temperature in the chamber and relative humidity are determined according to the type of material. Sample exposure area: 1320 cm<sup>2</sup>, holder for 11 samples. Radiant intensity and temperature are measured and controlled directly on the surface of the sample.

#### Methods and techniques:

- testing the resistance of polymeric materials to accelerated aging

#### Apparatus available:

- Xenotest Alpha+ Atlas aging test chamber



## Department of Polymer Composites

### Methods and techniques:

- study of the effect of combustion conditions of samples made of polymeric materials on the effect of flame retardancy
- determination of flame resistance of polymeric materials by V-method and HB-method
- determination of the oxygen index LOI

### Apparatus available:

- cone microcalorimeter
- flammability test chamber UL 94
- apparatus for determining the oxygen index LOI

### Standard compliance tests:

- ISO 13927
- PN-EN ISO 4589-2,3
- PN-EN 60695-11-10



### Flammability determination

The combustion properties test is carried out using a cone calorimeter. It determines: heat release rate per unit area of the sample - HRR [kW/m<sup>2</sup>], maximum heat release rate - pHRR, [kW/m<sup>2</sup>], mass loss - PML [%], effectively released heat - EHC, [MJ/kg], and total released heat - THR [MJ/m<sup>2</sup>]. It is carried out for samples with dimensions of 100x100 mm and a thickness of about 2.4 mm. Determination of the oxygen index (LOI) is carried out for 100 x 10 x 4 mm samples, as the maximum concentration of oxygen in the oxygen-nitrogen mixture. Flame resistance testing is carried out on 12.7 x 100 mm specimens in a UL 94 chamber in a vertical and horizontal combustion test.

## Department of Polymer Composites

### Methods and techniques:

- viscosity testing with a rotational rheometer
- gelation time test

### Apparatus available:

- RheoStress 6000 rotational rheometer
- Discovery HR-2 rotational rheometer



### Testing of rheological properties

The viscosity testing of mixtures is carried out using a Rotational Rheometer in plate-to-plate or cone-to-plate systems. It is possible to test samples at room temperature or elevated temperature. Rotational speed up to 1500 [rpm], tension 200 [nNm]-200 [mNm], oscillation frequency 0.0001-100 [Hz]. The measurement consists in examining the shear stresses acting in the sample and the value of dynamic viscosity at a given shear rate and generating graphs of these relationships. Gelation time measurement is carried out using a Discovery HR-2 rheometer in oscillatory mode with a plate-to-plate measuring system. This rheometer has an automatic temperature control system at the bottom and top of the measuring system. The results of the measurements are the values of the moduli: conservative G' and loss G'', as well as the composite viscosity as a function of the test time.

## Department of Polymer Composites

### Methods and techniques:


- static tensile test
- three-point bending test
- shear strength with Kirchhoff modulus
- Brinell hardness test
- Charpy and Izod impact test

### Apparatus available:

- testing machine INSTRON 5967
- Zorn impact testing hammer
- Zwick/Roell hardness tester

### Standard compliance tests:


- PN-EN ISO 527-4
- PN-EN ISO 14125
- ASTM D7078-12
- EN 10109-1
- PN-EN ISO 179-1



### Determination of mechanical properties

Static tensile, three-point bending, shear strength and compression tests are carried out on an Instron 5967 testing machine operating under the control of Bluchill 3 software. The dimensions of the test specimens and test parameters are defined by the relevant standards. Determination of Charpy and Izod impact strength is carried out using a PSW GEHARD ZORN impact testing hammer. The kinetic energy of the impact, is selected according to the tested material in the range of 0.5-4 [J]. Beam-shaped test specimens should have dimensions of 80 x 10 x 4 mm (according to PN-EN ISO 179-1). Brinell hardness determination is carried out using a Zwick/Roell 3106 hardness tester.

## Department of Polymer Composites



### Manufacturing and modification of polymer composites

Manufacturing and modification of polymer composites is carried out by the following methods:

- extrusion of plastic in the form of sleeve films up to 50 cm in diameter, 3D printer filaments, or injection molding pellets, among others. This process can be carried out on a large scale, with a plastic extrusion capacity of up to 10 [kg/hr], or on a small scale, using materials from 7 [g].
- Injection molding of test specimens in the form of standardized shapes, such as paddles, beams and plates.
- Obtaining fiber composites by infusion, LRTM, and vacuum bagging. In this method, composites are obtained in the form of plates with maximum dimensions of 50 x 50 cm.
- processing of rubber mixtures (e.g. natural rubber, synthetic rubber, with additives) using a two-roller machine. Depending on the type of mixture, different mixing temperatures, roller rotation speeds and gap widths are used, among other things.
- The production of three-dimensional objects using the FDM method, is carried out with a 3D printer. Filaments used for this include PLA, ABS, PETG, as well as high-temperature materials such as PEEK. The maximum working area of the 3D printer, is: 400 mm (X) x 600 mm (Y) x 500 mm (Z), is equipped with a tool changer with 5 independent heads, including 1 for 450°C
- pressing process - it produces materials in the form of plates with maximum dimensions: 30 x 30 cm, with a pressing force of up to 30 tons. With the help of the press it is possible to process thermoplastic and thermosetting materials thanks to functions such as heating or cooling of the press plates.

### Methods and techniques:

- injection molding of thermoplastics, including high-temperature plastics (PEEK)
- extrusion of thermoplastics (compounding, 3D printing filaments, sleeve film)
- 3D printing using the FDM method
- pressing of thermoplastic and thermosetting plastics
- obtaining laminates by infusion, light LRTM, and vacuum bagging methods
- rolling

### Apparatus available:

- Manufacturing and modification of polymer composites is carried out by the following methods:
- Battenfeld Plus injection molding machine,
- Krauss Maffei ClassiX CX 50-180 injection molding machine
- Haake ThermoScientific twin-screw microextruder
- Haake ThermoScientific microinjection machine
- extrusion filament lines
- extrusion lines for films, profiles
- co-rotating twin-screw extruder
- 3D printer
- Schwabenthan twin-screw machine




## Department of Polymers and Biopolymers

### Methods and techniques:

- powder paint application: the Corona method
- low and high temperature technique
- hardening with UV light

### Apparatus available:

- laboratory extruder, Manufacturer: ZAMAK
- finger mill with sieve separation and vibrating sifter
- Corona PEM-X1 CG powder paint application gun
- Dymax UVC-5 compact light-curing belt conveyor with 120 mm wide belt



### Process line for the preparation of paints and powder coatings


Laboratory extruder designed for extrusion of plastics, composites, powder paints.

The RETSCH ultra centrifugal mill with the symbol ZM 200 is used for rapid grinding of medium-hard and fibrous materials. Due to its efficient grinding technique and a wide range of accessories, the ZM 200 guarantees gentle preparation of analytical samples in a very short time.

The Corona PEM-X1 CG Powder Coating Gun Lab Kit with cup is a useful, handy and very effective equipment for painting details and small quantities for testing purposes.

Dymax UVC-5 compact light-curing conveyor belt for UV light curing of coatings. The instrument is ideal for curing smaller parts and can cure materials applied to a variety of substrates, including paper, plastic, metal, glass, laminated materials, print circuit boards.

## Department of Polymers and Biopolymers



### Laboratory for testing polymer coatings

In the laboratory, it is possible to perform a number of analyses for evaluating the properties of polymer coatings, including, among others, tests:

- wetting angle and determination of surface free energy (SEP) (PN-EN 828)
- abrasion resistance (PN-EN ISO 77784-1:2008)
- gloss at an angle of 20°, 60°, 85° (PN-EN ISO 2813)
- adhesion to substrate (PN-EN ISO 2409)
- elasticity (PN-EN-ISO 1519)
- relative hardness (PN-EN ISO 1522)
- resistance to scratching (PN-EN ISO 1518)
- formability (PN-EN ISO 1520)
- roughness (PN-EN ISO 12085), etc.

### Methods and techniques:

- static and dynamic wetting angle
- surface free energy
- interfacial tension - IFT
- gloss measurement at an angle of 20°, 60°, 85°
- adhesion by the notch grid method
- elasticity - bending method on a cylindrical mandrel
- hardness - Koenig and Persoz pendulum method

### Apparatus available:

- optical goniometer OCA 15EC (DataPhysics) with software DT-523 rotational abrasion tester
- micro-TRI-gloss meter  $\mu$  pendulum method hardness tester
- CLEMEN scratch resistance tester, etc.

### Standard compliance tests:

- PN-EN 828

## Department of Polymers and Biopolymers

### Methods and techniques:

- thermogravimetric analysis (TGA)
- analysis of material degradation kinetics

### Apparatus available:

- TGA/DSC1 thermoanalyzer (Mettler Toledo)

### Standard compliance tests:

- ISO 11358-1



### Thermogravimetric analysis (TGA) laboratory

Thermogravimetric analysis makes it possible to study, among other things:

- thermal stability of materials
- resistance of materials to oxidation
- composition of composite systems
- estimated useful life of materials
- kinetics of thermal decomposition of materials
- the influence of the atmosphere on the reactivity or corrosion of materials
- content of moisture and volatile components in materials

## Department of Industrial and Materials Chemistry



### Methods and techniques:

- determination of specific torsion

### Apparatus available:

- Jasco P-2000 digital polarimeter

### Digital Polarimeter

The automatic digital polarimeter equipped with a computer with the "Spectra Manager II" software allows rapid measurement, reading and archiving of data in various modes of operation and is used to measure the angle of rotation formed by passing polarized light through optically active substances. The apparatus directly measures torsion, specific torsion, concentration, sugar content, Brix and optical purity. It can be used to test the effectiveness of catalysts and asymmetric synthesis processes, and to analyze the quality of raw materials and finished products.



## Methods and techniques:

- selection of wavelengths and concentrations of standard solutions
- determination of concentration by the standard curve method

## Apparatus available:

- UV-Vis spectrophotometer,
- Hitachi U-1900



## Qualitative and quantitative analysis of compounds organic and inorganic compounds in solutions using the UV-Vis method

The laboratory is equipped with:

- Camera equipped with LCD display with possibility of connecting via RS-232C communication cable to a computer with "UV-Solutions" software.
- The cuvette holder has 4 positions.
- Measuring range 190-1100 nm, light source: lamps W1 and D2 (automatic change at 340 nm).

## Methods and techniques:

- FTIR spectrometer and microscope can be used to characterize and identify organic and inorganic compounds and materials by FTIR techniques in solid and liquid phases
- measurement techniques - transmission (KBr tablet), ATR (liquid, solid) and DRIFT (powder materials).
- The Nicolet iN10MX FTIR microscope allows recording FTIR spectra by transmission, ATR and reflection for samples of inorganic and organic materials, including composites, along with mapping the intensity distribution of characteristic bands on the sample surface. The apparatus is additionally equipped with a diamond measuring microcell for microscopic samples.
- The ability to identify the composition of a material based on available library databases.

## Apparatus available:

- research spectrometer
- integrated FTIR microscope



## Molecular Spectrometry Laboratory

The laboratory is equipped with:

- Research spectrometer with two computer selectable and switchable radiation sources (tungsten lamp for the range of 27000-2000 cm<sup>-1</sup> and ceramic source for the range of 9600-20 cm<sup>-1</sup>), beamsplitter: XT-KBr for the range of 11000- 375 cm<sup>-1</sup>, DLaTGS detector for the range of 12500-350 cm<sup>-1</sup>, resolution capability better than 0.09 cm<sup>-1</sup>. Enables measurement of spectra by transmission technique (KBr tablet, 4000-400 cm<sup>-1</sup>), ATR technique (diamond attachment, 4200-650 cm<sup>-1</sup>) and diffuse scattering technique (DRIFT attachment, 4000-400 cm<sup>-1</sup>). Libraries of spectra available. Purchased in 2011.
- An integrated stand-alone FTIR microscope operating independently without the need to connect an external FTIR spectrometer equipped with a Ge/KBr multilayer beam splitter interferometer for a range of at least 7,600 - 375 cm<sup>-1</sup>, a DLaTGS detector providing measurements over a spectral range of at least 7600 - 450 cm<sup>-1</sup>, allowing guaranteed measurement of samples as small as 50 μm, MCT-A matrix detector providing measurements in the range of at least 7600 - 715 cm<sup>-1</sup>, ATR "slide-on" germanium crystal, basic microscope sample preparation kit (at least: tweezers, scalpel, 13 mm BaF2 salt plates, 1 "x 3" microscope slides for transmission and reflection measurements). Purchased in 2011.

## Methods and techniques:

- Qualitative and quantitative analysis of organic and inorganic compounds in solutions using UV-Vis method

## Apparatus available:

- UV-Vis spectrophotometer



## UV-Vis Spectrophotometry Laboratory

The laboratory is equipped with a Thermo Scientific Helios BETA single beam UV-Vis spectrophotometer with a multi-position sample changer (carousel). The instrument is equipped with an LCD display with connection to a computer with VisionNite software. The apparatus has a carousel for 7 cuvettes. Measuring range 190-1100 nm, light source: lamps W1 and D2.



## Laboratory for the Study of the Structure of Compounds Chemicals, Nanocomposites and Nanofunctional Catalytic Materials

The laboratory is equipped with:

- HP 5890 dual-channel gas chromatograph with two split-splitless dispensers and two FID detectors. The chromatograph was purchased in 1992.
- Agilent Technologies 7890A dual-channel gas chromatograph equipped with two split/splitless dispensers, autosampler, flame ionization detector (FID) and electron capture detector (ECD), and Agilent Technologies 7694E HEADSPACE attachment. Chromatograph purchased in 2011.
- HP 5890 gas chromatograph with split-splitless dispenser, FID detector and autosampler. Year - 1992.
- Agilent Technologies 7890A gas chromatograph equipped with split/splitless dispenser, autosampler, flame ionization detector (FID). Purchased in 2012.
- Agilent Technologies 7890A gas chromatograph equipped with 2 split/splitless dispensers, autosampler, flame ionization detector (FID), Agilent Technologies 5975E MS detector (electron or chemical ionization). Purchased in 2013.
- Agilent 1100 HPLC liquid chromatograph equipped with four-channel pump, diode array detector, refractometric detector with automatic solvent saving valve) with HPLC 3D ChemStation and 2D ChemStation software, including GPC module.
- Agilent 1260 Infinity HPLC analytical chromatograph with quadruple pump and UV-Vis detector and autosampler. HPLC ChemStation software. Purchased in 2013.

## Methods and techniques:

- Chromatographic (GC) analysis of the qualitative and quantitative composition of various classes of volatile organic compounds, including some classes of chiral compounds. The range of tests depends on the type of chromatographic column installed. The chromatographic laboratory is equipped with the following capillary columns HP-1, HP-5, HP-5MS, HP-50+, HP-FFAP, DB-WAX and HP-Chiral and Chiraldex G-TA.
- possible analysis of volatile compound samples from over solutions (HEADSPACE technique)
- chromatographic analysis (HPLC) of the qualitative and quantitative composition of various non-volatile organic compounds, including, among others, some groups of chiral compounds and other bioactive compounds. The chromatographic laboratory is equipped with the following chromatographic columns: PL Mixed gel C, Chiralcel OD, (R)- $\alpha$ -Burkle-2, Eclipse XDB-C18, (3R,4S)-Pirkle 1-J.
- Currently, one liquid chromatograph is mainly used for analyzing the molecular weight distribution of polymers.



# Department of Industrial and Materials Chemistry

## Methods and techniques:

- dynamic mechanical analysis DMA
- differential scanning calorimetry DSC
- TOPEM®DSC temperature-modulated differential scanning calorimetry
- optical and polarization microscopy with heating and cooling options
- homogeneous magnetic field testing

## Apparatus available:

- DMA/SDTA861e dynamic thermomechanical analyzer, Mettler Toledo
- DSC822e differential scanning calorimeter, Mettler Toledo
- DSC1 differential scanning calorimeter, Mettler Toledo
- OPTA TECH LAB40 metallographic and polarization microscope coupled to Linkam LTS420 heating table
- RTM1 homogeneous magnetic field generation device

## Standard compliance tests:

- PN-EN ISO 11357-1



## Laboratory for thermal analysis and testing polymers reactivity

The DMA method allows the determination of thermomechanical parameters such as conservative, lossy and composite modulus for several measurement modes (compression, tension, bending, shear) and the ability to determine the corresponding moduli for these modes. Dynamic mechanical analysis makes it possible to determine the glass transition temperature, estimate the degree of cross-linking and determine whether the material is fully cured.

With DSC methods, the laboratory offers the ability to determine phase transition temperatures (melting, crystallization, glass transition) and detect impurities, identify substances (especially polymers), approximate and determine their composition. A variation of DSC with temperature modulation makes it possible to separate reversible and irreversible effects that overlap, which is particularly useful when analyzing complex mixtures. Using the DSC method, we also determine the specific heat of small- and large-molecule materials and study chemical reactions (especially crosslinking).

An optical microscope equipped with a heating table and polarization option allows observation of materials over a wide temperature range for all materials and detection and determination of the nature of the liquid crystal phase.

The laboratory is also equipped with a device that allows the generation of a homogeneous magnetic field and high induction and research using it.

# Faculty Spectrometry Laboratory



## The laboratory is equipped with:

Bruker Avance II 500 MHz FT-NMR spectrometer with ULTRASHIELD 500 PLUS type superconducting magnet with a magnetic field strength of 11.7440 T.

The NMR spectrometer makes it possible to study the structure of a compound by first dissolving it in a suitable deuterated solvent, then placing the sample in a strong magnetic field generated by a superconducting magnet, delivering through a transmitter in the probe the energy to the atomic nuclei through an electromagnetic pulse, rapidly recording the fading electromagnetic induction with a detector. The result obtained in this way is processed by means of a Fourier transform obtaining a classical 1D-NMR spectrum. The technique belongs to non-destructive methods of the sample, which can often be recovered after the measurement. The high value of the magnetic field generated by the magnet makes it possible to obtain satisfactory spectral resolution of the spectrum.

## Methods and techniques:

- <sup>1</sup>H, <sup>13</sup>C, <sup>11</sup>B, <sup>31</sup>P, <sup>15</sup>N, <sup>19</sup>F spectra of organic compounds and natural and synthetic polymers are recorded
- the configuration of the spectrometer allows recording NMR spectra using measurement techniques such as DEPT, COSY, HSQC, HMBC, HETCOR, NOESY, ROESY and others.
- Available deuterated solvents: chloroform, water, dimethyl sulfoxide, acetone, benzene, dimethylformamide, ethanol, methanol, sulfuric acid, acetonitrile, toluene.

## Faculty Spectrometry Laboratory

### Methods and techniques:

- 2D observation and study of the morphology of two-phase systems with very high periodicity in polymeric materials (in particular, nanofillers and polymer nanocomposites).
- 2D observation and study of morphology of molecular crystals and biological materials.
- morphology studies of two-phase systems in the temperature range from ambient to 300 °C.
- morphology studies of two-phase systems using a strain gauge attachment.
- low-angle scattering analysis and interpretation of results.

### Apparatus available:

- Bruker Nanostar-U low angle diffractometer



### SAXS

The laboratory is equipped with:

- Bruker Nanostar-U low-angle diffractometer operating in transmission geometry with a copper lamp (1.54 Å radiation).
- Optics (crossed Goebel mirrors) allowing to obtain a parallel beam with a diameter of 500 microns.
- A two-dimensional detector allowing rapid registration of signals, and capturing anisotropy in the structure of grains, crystallites, or the direction of stresses caused by, for example, pressure.
- A temperature attachment allowing operation from room temperature to 350 °C,
- A strain gauge attachment allowing measurements as a function of elongation or stress (up to 600 N),
- Attachment for making measurements (SAXS) by grazing incidence method.
- Allows measurements to be made in an inert gas shield.

The SAXS-type apparatus makes it possible to observe structures with very high periodicity such as polymeric materials in particular nanofillers and polymer nanocomposites, as well as molecular crystals and biological materials. Low-angle scattering analysis also provides information on the dimensions and geometry of nanoparticle objects. The method is used to study the shape of inhomogeneities, clusters, proteins, percolations, etc. In some cases (such as powders), the scattering function allows you to count the dimensionality of the percolation (whether it is a chain or a grain). The SAXS measurement method provides information such as particle size, size distribution from 1 to 700 nm, orientation in liquids, powders and in large-size samples.

## Department of Organic Chemistry



### Biological microscope

Observing polyurethane samples (structure, number and size of pores). Taking pictures of samples along with measurements.

Microscope designed for laboratory research work. It is equipped with eyepieces with a wide field of view of 25 mm. It has a powerful halogen illumination (100W) for Köhler transmitted light work. The focusing knob has a resolution of 1 µm. The coded turret bowl "remembers" the illumination brightness level for each lens position. The environmentally friendly ECO function is an automatic energy-saving mode that protects the sample from excessive heat. In addition, it is equipped with an integrated USB port for powering the camera and an LED indicator of the illumination intensity in the objective turret.

### Methods and techniques:

- The observation technique used in the microscope is the bright-field method.
- Standard magnification 40x, 100x, 400x and 1000x

### Apparatus available:

- Biological microscope, Pantera series by Motic



## Department of Organic Chemistry

### Methods and techniques:

- flammability testing of polymeric materials
- determination of oxygen index percentage

### Apparatus available:

- apparatus for determining the oxygen index (flammability of plastics) LOI from Concept Equipment, England

### Standard compliance tests:

- ISO 4589 Part:2-1996
- PN-EN 4589-2:2006/A1:2006 (U)
- ASTM D 2863-06a




### Determination of the oxygen index (LOI) of plastics

The oxygen index (LOI) is a basic parameter that determines the relative flammability of polymeric materials such as plastics, rubber or textiles. During the test, combustion of a small sample of the material in a controlled atmosphere of oxygen and nitrogen is performed. As a result of the test, the minimum concentration of oxygen in the nitrogen mixture at which the combustion of the material is still sustained is determined.

Operating range of the device:

- 0-100% Measurement range Accuracy of oxygen concentration measurement: 0,1%
- Nitrogen and oxygen supply from a cylinder

## Department of Organic Chemistry Elemental Analysis and Gas Chromatography Laboratory



### Elemental analysis: Determination of the percentage content of the elements C, H, N, S, Cl, O in the tested material

Designed for analysis of all organic and most inorganic samples, both solid and liquid.

Determination of percentage of elements: C, H, N, S, Cl, O in organic compounds, pharmaceuticals, polymers, catalysts, oils, cosmetics, rubbers, dyes, fertilizers, plant material, soils, food, compost, sewage sludge, waste, biomass and many others.

Separation of the measured components on a column with selective beds separate for the components to be determined, absorbing from the reaction gas mixture only the specific element in the form of oxide formed in the oxidation-reduction reaction into a form detectable by the detector. The bed stores entirely the analyte of a given element obtained after combustion of a given sample. Carrier gas: helium.

Detectors: Thermal conductivity detector (TCD), Infrared (IR) detector for sulfur analysis, Electrochemical detector for chlorine analysis.

Measurement ranges:

C : 0 - 14 mg value or 0 - 100%.

H : 0 - 2 mg. wt. or 0-100%

N : 0 - 10 mg. wt. or 0-100%

S : 0 - 3 mg worth of anhydrous or 0-100%

O : 0 - 6 mg worth of anhydrous or 0-100%

Cl : 0 - 1.2 mg value anhydrous or 0-100%

Standard deviation : <0.1%

### Methods and techniques:

UNICUBE is optimized to analyze the content of the following elements in the material under study, modes of operation:

- CHNS
- CHN
- CNS
- CN
- Cl
- O

### Apparatus available:

The UNICUBE and RapidOXYcube series elemental analyzer from Elementar, Germany, analyzes the percentage of elements in the material under study:

- carbon (UNICUBE)
- hydrogen (UNICUBE)
- nitrogen (UNICUBE)
- sulfur (UNICUBE)
- chlorine (UNICUBE)
- oxygen (Rapid OXY cube)

### Standard compliance tests:

- Safety standards according to EU Directive 2006/42/EG
- The apparatus complies with CE standards in accordance with CE directives: EMC 89/336/EEC, LVD 73/23/EEC

## Department of Organic Chemistry Elemental Analysis and Gas Chromatography Laboratory

### Methods and techniques:

- GCMS-an analytical method using mass spectrometry to identify test substances in a sample
- FID- flame ionization detection. The detector allows detection of most hydrocarbons, the exceptions being formaldehyde and formic acid

### Apparatus available:


- Agilent 7890A gas chromatograph with FID and MS detector (MS with EI and CI (positive and negative chemical ionization))



### Gas chromatography GCMS: Study of qualitative and quantitative composition of complex mixtures of chemical compounds

Gas chromatography with FID and MS detection is a specialized analytical technique that allows accurate determination of the molecular weight of the compound under study, its structure and quantity in the material under study. The analytical procedure based on the MS technique involves several steps starting with the ionization of the sample in the source, the separation of the resulting ions in the analyzer based on their mass-to-charge ratio ( $m/z$ ), followed by their identification in the detector and the interpretation of mass spectra, which are the final result of the analyses performed. In a coupled GC/MS system, a gas chromatograph allows the analyzed mixture to be separated into components over time. In turn, the mass spectrometer records their mass spectra, from which each of the components of the separated mixture can be identified.

## Department of Organic Chemistry NMR Spectrometry Laboratory



### Analysis of a variety of materials using infrared (IR)

Equipped with a diamond crystal ATR attachment for testing solids and liquids, and a transmission attachment for testing compressed lozenge samples. Standard measurement parameters in the range: 450  $\text{cm}^{-1}$  to 4000  $\text{cm}^{-1}$ , resolution of 4  $\text{cm}^{-1}$ , averaging of 64 scans.

Type of tests performed:

Performance of infrared spectra by technique:

- ATR (possibility to study solids and liquids in a wide range of pH),
- Transmissive in KBr lozenge (study of solids such as polymers),
- Comparative analysis.



### Methods and techniques:

Sample analysis technique by methods:

- ATR: mainly for liquid/resin substances
- KBr lozenge transmission: a method of analyzing a sample (usually a solid sample) by pressing the sample into a lozenge form

### Apparatus available:


- ALPHA FT-IR spectrometer from BRUKER, Germany with OPUS software



ul. Wincentego Pola 2, 35-959 Rzeszów  
e-mail: [dwe@prz.edu.pl](mailto:dwe@prz.edu.pl)  
[weii.prz.edu.pl](http://weii.prz.edu.pl)



**FACULTY OF  
ELECTRICAL  
AND COMPUTER ENGINEERING**  
RZESZÓW UNIVERSITY OF TECHNOLOGY



# Department of Electrical and Computer Engineering Fundamentals

## Methods and techniques:

- tests using standardized test strokes reflecting the direct and indirect effects of lightning,
- direct exposure of the device under test or coupling of the excitation in the wires reaching it,
- measuring time responses using current and voltage probes and a digital oscilloscope, or using a measuring fiber optic system and a PC

## Apparatus available:

- TGUN - 300 surge voltage test stand
- generator of long-lasting lightning surges GUP - 10/1000
- Surge arrester testing system GUP 100 - 8/20
- current surge generator GUP - 80/10
- single surge generator MIG0618SS
- Impact series generator MIG0600MS
- Surge generator series MIG-OS-MB
- set of six fiber optic measurement links

## Standard compliance tests:

- RTCA/DO-160



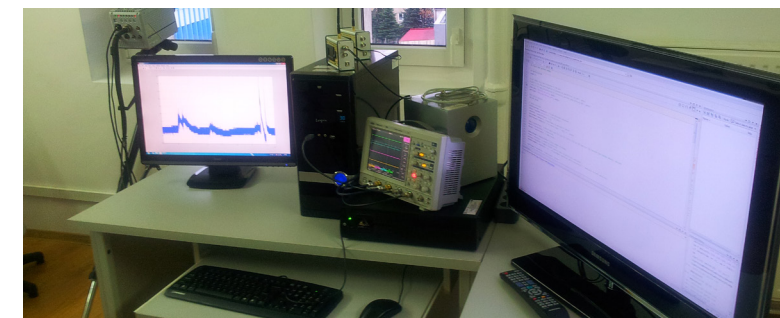
## Study of lightning impacts

The test stand, equipped with a unique system of voltage and current surge generators, allows testing the resistance of individual devices and entire aircraft systems to the indirect effects of lightning. The MIG0618SS, MIG0600MS and MIG-OS-MB generators from EMC Partner AG (Switzerland) included in the test stand enable the generation and galvanic, capacitive or inductive coupling of single test strokes, series of strokes and series of burst pulses to equipment connectors or wiring harnesses of aircraft systems. The simulated disturbances meet with excess the requirements of the RTCA/DO-160 standard in terms of peak levels and shapes of dedicated excitations. Parameters of generated strokes by owned generators:

- WF1 surge 6.4/69  $\mu$ s (max. current 4 kA),
- WF2 stroke 0.1/6.4  $\mu$ s (voltage max. 1.6 kV),
- WF3 1 or 10 MHz surge (voltage max. 3.2 kV),
- WF4 6.4/69  $\mu$ s surge (voltage max. 3.2 kV),
- WF5A surge 40/120  $\mu$ s (voltage max. 3.2 kV or current max. 5 kA),
- WF6 surge 0.224/4  $\mu$ s (max. current 160 A).

A set of mobile voltage and current surge generators provides the opportunity to conduct field and laboratory tests of the effectiveness of lightning and surge protection systems for ground facilities and tests of the effects of lightning current pulses on conductive composite materials. The first area of capability is testing the resistance of objects to a 1.2/50  $\mu$ s voltage surge with an amplitude of up to 300kV. The second area is testing with a lightning current surge of long duration from 10 to 100 ms and with a current amplitude of up to 100 A. It is also possible to test with current surges: type 1 - an oscillatory waveform with a current amplitude of up to 100 kA, type 2 - an 8/20  $\mu$ s aperiodic waveform with a peak current of up to 60 kA, and type 3 - a 10/350  $\mu$ s aperiodic waveform with a peak current of up to 3 kA.

# Department of Electrical and Computer Engineering Fundamentals



## Electromagnetic field recording and high-speed video recording of lightning discharges

The test stand equipped with a set of lightning electromagnetic field antennas and a high-speed video camera allows to study the phenomena accompanying the development of natural and artificially triggered lightning. The complete measurement system consists of two functional blocks: an electromagnetic field recording block and an optical recording block. The lightning registration system has the option of parallel operation of these two operational blocks. In addition, it is possible to synchronize the registration process with UTC time with an accuracy of 1  $\mu$ s.

Registration of lightning electric field can be carried out in the range from 0 Hz to 10 Hz with the use of slow-variable electric field antennas, the so-called mills, as well as in the frequency band from 0.5 Hz to 3 MHz with the use of fast-variable electric field antennas. The fast-variable lightning field antennas have two measurement ranges with 40 dB difference in gain. The maximum operating range of the antennas is an area with a radius of up to 50 km from the measurement point, with the optimal distance from the discharge being between 5 km and 15 km. The antennas also have a measurement function with and without 50  $\Omega$  wave matching used when the signal is far away from the signal recorder. It is also possible to generate TTL standard pulses during a lightning discharge for triggering other recording equipment.

A set of two high-speed video cameras: Photron SA5 and Chronos 1.4 gives the possibility to record the process of lightning channel development. High-speed video recording can be performed with the Photron SA5 camera at up to 7,000 frames/second at 1024 x 1024 pix resolution and up to 1 million frames/second at reduced resolution. The Chronos camera allows image acquisition at 1280 x 1024 resolution at 1 thousand frames/s. Image recording for both cameras is done in RGB standard.

## Methods and techniques:

- measurement of the electromagnetic field generated from natural lightning discharges using slow- and high-speed field antennas, a set of measurement cards and a PC
- video registration of the development process of natural lightning discharges using high-speed video cameras and a dedicated optical system

## Apparatus available:

- lightning discharge recording system
- antennas for measuring slow-change electric field
- antennas for measuring high-speed electric field
- Chronos 1.4 camera
- omnidirectional optical system



# Department of Electrical and Computer Engineering Fundamentals

## Methods and techniques:

- Measurement of frequency characteristics of electrical equipment using the SFRA (Sweep Frequency Response Analysis) method - frequency response analysis with "sweep" of frequencies over a wide range

## Apparatus available:

- 4-channel measurement system



## Differential measurement of high-voltage electrical signals

The PicoScope 4444 1000 V CAT III mains voltage and current measurement kit includes a high-resolution differential oscilloscope with four PicoConnect 442 25: 1 passive differential probes and four TA368 2000 A AC Rogowski current probes, both of which are capable of measuring electrical signals up to 1000 V in CAT III category. It also includes one D27-BNC single-ended TA271 adapter. The PicoScope 4444 oscilloscope uses specially designed passive voltage probes that have smaller and lighter housings and that allow it to make multiple differential measurements at the same time, while drawing power from a smart probe interface called the Pico D9. The Pico D9 interface automatically configures the display in the PicoScope 6 software to the correct probe range.

The 12-bit resolution of the PicoScope 4444 provides greater vertical measurement detail, while the 256 MS deep capture memory provides greater horizontal resolution. The kit is used for measurements that do not relate to ground potential, safe measurement of single-phase and 3-phase voltages and currents, measurement of power consumed by mobile and IoT devices, hybrid and electric vehicles, motor drives and inverters. The TA271 D9-BNC adapter allows the use of traditional differential voltage probes and current probes, as well as measurements when raised to ground potential.

Dedicated PC software such as PicoScope, and PicoLog allow recording, in user-supervised mode, as well as in automatic mode. There is also the possibility of advanced configuration of the measurement station using a set of libraries dedicated to Matlab.


# Department of Electrical and Computer Engineering Fundamentals

## Methods and techniques:

- Measurement of frequency characteristics of electrical equipment using the SFRA (Sweep Frequency Response Analysis) method - frequency response analysis with "sweep" of frequencies over a wide range

## Apparatus available:

- automatic registration station



## Measurement of frequency characteristics impedance

A test stand consisting of Megger FRAX 101 analyzer and a dedicated control unit, together with a set of necessary measurement probes, allows testing the frequency characteristics of electrical equipment. The device is dedicated in particular to testing transformers. Among other things, it allows the detection of displacements and damages to windings, as well as defects in the transformer core. The measurement is performed automatically on the basis of a pre-set range using the SFRA (Sweep Frequency Response Analysis) method - frequency response analysis with "sweeping" of frequencies over a wide range. The range of the analyzer's most important features and capabilities include its multifunctionality in the context of diagnostic testing of transformers and substation equipment, high measurement accuracy, compact and lightweight design. An important functional feature is also the full galvanic separation between the measuring instrument and a laptop using Bluetooth communication, as well as the galvanically separated USB port important for the safety of the equipment user.

Key equipment features include:

- frequency measurement in the range of 0.1 Hz to 25 MHz, selectable by the user
- frequency resolution: 0.01%
- measurement error: 0.01%
- number of measurement points up to 32,000, user-selectable
- distribution of measurement points: logarithmic, linear or mixed
- 1 analog output channel up to 25 Vpp
- 2 analog input channels 50  $\Omega$  with sampling frequency 100 MS/sec.
- short circuit protection
- possibility to create own measurement templates

# Department of Electrical and Computer Engineering Fundamentals

## Methods and techniques:


- vibration measurements of CNC machines and electric motors and generators.
- compilation and parameterization of measurement paths
- creation and parameterization of measurement paths,
- realization of functions of a digital recorder of raw signals for further analysis,
- analysis of the state of degradation of bearings based on their characteristic frequencies,
- detection of natural frequencies of tested structures and mechanical systems,
- generation of diagnostic reports.

## Apparatus available:

- vibration measurement system (Adash)

## Standard compliance tests:

- E.g. PN-EN ISO 9612:2011
- ISO 10816/20816



## Measurement of machine vibrations

The vibration measurement system (Adash) consists of Polish-language modular diagnostic software and a system for building and operating databases for collecting and archiving measurements and results of conducted analyses (unlimited number of databases).

# Department of Electrical and Computer Engineering Fundamentals



## Measurement of parameters of electrical installations

Multifunctional meter of parameters of electrical installations Sonel MPI-540-PV- is an advanced tool created for measuring the parameters of photovoltaic installations. With the help of a single device it is possible to perform a whole range of tests on the DC and AC side in accordance with the guidelines of PN-EN 62446. In addition, Sonel MPI-540-PV is also used to carry out all measurements to determine the safety status of domestic, as well as industrial electrical installations.

## Methods and techniques:

- measuring the parameters of photovoltaic installations,
- automatic measurement of protection elements of photovoltaic installations,
- automatic measurement of insulation resistance of 3-, 4-, and 5-wire cables.

## Apparatus available:

- Multifunction meter of electrical installation parameters Sonel MPI-540-PV

## Standard compliance tests:

- E.g. PN-EN ISO 9612:2011
- AutoISO-1000C



# Department of Electrical and Computer Engineering Fundamentals Acoustics Laboratory

## Methods and techniques:

- flow of an acoustic wave through a sample

## Apparatus available:

- ultrasonic disintegrator



## Ultrasonic disintegrator in technology

Ultrasonic disintegrator (sonicator) with maximum power of 750 watts. Equipped with an automatic pulser and timer. This is a high-powered sonicator model. The set, consisting of a disintegrator with a "solid" type tip, is recommended for nanotechnology and similar sample mixing (dispersion) applications. Applications: Disintegration of bacterial cells, spores and tissues; acceleration of catalytic reactions; extraction of serums, toxins, enzymes and viruses from organic sources; solubilization of difficult compounds; emulsification down to 0.01 mm; homogenizing liquids; microscope sample preparation and particle size analysis.

# Department of Electrical and Computer Engineering Fundamentals Acoustics Laboratory

## Methods and techniques:

- direct method of noise measurement
- indirect noise measurement method

## Apparatus available:

- Bruel&Kjaer continuous noise monitoring equipment

## Standard compliance tests:

- Np. PN-EN ISO 9612:2011
- PN-B-02151/02:1987/ Ap1:2015-05



## Noise measurement

The apparatus allows you to make measurements of traffic noise, at the workplace, at the place of residence. It is possible to create noise maps with its help. The device allows to measure noise generated by elements of technical equipment, for example: generators, pumps, elevators, water supply or sewage systems. Measurements can be made using frequency correction curves suitable for the study. It is possible to test and record sounds using different time constants. The apparatus also allows frequency analysis (in octave or thirds bands) and sound recording, followed by the determination of a number of detailed parameters: Leq, Lmin, Lmax, Lpeak, etc. The device has a removable SD card.

## Department of Electrical and Computer Engineering Fundamentals Acoustics Laboratory

### Methods and techniques:

- active vibration reduction
- measurement of dimensionless damping coefficient
- measurement of vibrations of one- and two-dimensional structures
- actuator efficiency testing

### Apparatus available:

- active vibration reduction test apparatus



### Active vibration reduction

The stand for active vibration reduction makes it possible to study the efficiency of vibration reduction of one- and two-dimensional mechanical systems. The apparatus also gives the possibility to measure the vibration of the structure (without a regulator) and to study parameters related to the structure itself (e.g., determination of the dimensionless damping coefficient). The mounting of the structure is set on a flange, which gives the possibility to test systems with dimensions not exceeding 0.85 m. A 900 W loudspeaker is used as the vibration inductor, while the actuators (actuators) can be, for example, piezoelectric, MFC, magnetostrictive elements, etc. The vibration signal is measured with an optoNCDT laser sensor (with a range of 2mm or 10 mm) with a sampling frequency of up to 20 kS/s. The bench is also equipped with an NI USB-6212 measurement card with BNC terminals and a GWInstek AFG-2225 function generator. The apparatus also includes a compact Polytec CLV-2534 laser sensor. The signal sent to the actuators can be amplified through 3 available Piezo Systems Piezo Linear Amplifier EPA-104. The apparatus also includes piezoelectric actuators of various shapes (rectangular, circular, asymmetrical).

## Department of Electrical and Computer Engineering Fundamentals Acoustics Laboratory

### Methods and techniques:

- Measurements of acoustic parameters of material samples using a set of impedance tubes;
- Two-microphone transition function method;
- Four-microphone transition function method.

### Apparatus available:

- apparatus for measuring acoustic properties of Bruel&Kjaer material samples

### Standard compliance tests:

- ISO 10534-2
- PN-EN ISO 10534-2:2003



### Measurement of acoustic properties of samples materials

The apparatus allows to perform measurements of acoustic properties of the provided materials by the transition function method. Among other things, it is possible to measure sound absorption coefficient, TL coefficient, acoustic impedance. The frequency range of the described tests is from 50 to 6400 Hz (two samples must be tested). These tests can be performed both for single materials and for systems. The tests carried out allow to assess the usefulness of a given material for acoustic adaptation of rooms. The measurements are carried out using PULSE software. It is possible to export the obtained data to MS Excel and then process them according to the user's requests.



# Department of Power Electronics and Power Engineering

## Laboratory of Lighting Technology

### Methods and techniques:

- measurements of luminous flux and luminous efficacy of light sources using an integrating sphere
- luminance distribution measurements of luminaires using an arm goniometer
- luminance distribution measurements using a spot or matrix meter
- measurements of illuminance distribution using single and multihead meter
- measurements of spectral distributions of light sources
- determination of light color parameters based on measurement of spectral distribution

### Apparatus available:

- C- $\gamma$  type photometric goniometer
- Ulbricht sphere with a diameter of 2 m
- matrix luminance meter LMK 5
- multi-head illuminance meter Konica Minolta CL-200
- Konica Minolta CS-2000 spectroradiometer



### Tests of light distribution of luminaires

Light distribution test stand with C- $\gamma$  photometric goniometer with  $\alpha$ - $\beta$  measurement capability. Possibility of determining photometric solids of luminaires with the maximum dimension of the luminous element up to 2m.

### Luminous flux tests

Light flux test stand with Ulbricht sphere. A sphere with a diameter of 2m for determining the luminous flux of light sources and luminaires and the efficiency of luminaires. Ability to determine luminous efficacy.

### Luminance distribution tests

Luminance distribution test stand with a luminance matrix meter for determining luminance distributions in architectural illumination, road lighting, etc..

### Illuminance distribution tests

Illuminance distribution test stand using Konica Minolta CL-200 multi-head illuminance meter with adapters for meter and heads and a set of 9 measurement heads with spectral correction. The ability to analyze the uniformity of illumination of the visual work plane. Use of the station for indoor and outdoor lighting studies.

### Colorimetric and radiometric tests

Light source test stand with Konica Minolta CS-200 and CS-2000 spectroradiometers. Use of the stand for testing spectral distributions of radiation, color, etc.

# Department of Metrology and Diagnostic Systems

## Metrology Laboratory



### Courses, training, workshops in metrology

The Laboratory of Electrical and Electronic Metrology is equipped with high-end measuring equipment and a modern audiovisual system. The laboratory conducts both didactic classes for students of the Faculty of Electrical and Computer Engineering, as well as various courses, trainings and workshops for employees of Podkarpackie region companies and industrial plants. The classes mainly deal with issues related to the construction and principle of operation and handling of modern measuring instruments, programming of measuring instruments and modern measurement techniques used in research and industrial laboratories.

### Research for industry

With specialized measurement equipment, it is also possible to perform work and research for industry. The main areas of work performed include calibration of temperature and pressure measuring instruments, multi-channel recording of fast variable measurement signals, measurements of small currents, large resistances and surface and volume resistivity of dielectric materials, as well as determination of voltage and current characteristics of electronic components and devices. The following instruments are used for their implementation:

- Keysight DAQ970A measurement data acquisition system
- Fluke 6100B AC voltage and current calibrator
- Keysight B2901B measuring source
- Keithley 6517B electrometer / large resistance meter
- Keysight 3458A 8 1/2 Digit reference multimeter
- Fluke 9102S temperature calibrator
- ASL F650 temperature measuring bridge
- Hart Scientific 9150 temperature transmitter

### Methods and techniques:

- measurements of basic electrical, non-electrical, thermal and physicochemical quantities
- measurements of direct and alternating voltages and currents, resistance, capacitance, inductance, frequency, active, reactive and apparent power

### Apparatus available:

- three-channel dc power supplies
- two-channel function generators with arbitrary waveforms
- digital multimeters
- reference multimeters
- four-channel digital oscilloscopes
- digital frequency and time meters
- RLC meters
- AC voltage and current calibrators
- temperature calibrators
- pressure calibrators
- measurement data acquisition systems
- electrometers
- measuring sources

# Department of Metrology and Diagnostic Systems

## EML Research and Calibration Laboratory

### Methods and techniques:


- proprietary calibration procedure for digital multimeters
- proprietary procedure for calibration of digital frequency-timers



### Calibration of digital multimeters, calibration of digital frequency-timers

EML Research and Calibration Laboratory is an organizational unit of the Department of Metrology and Diagnostic Systems at The Faculty of Electrical and Computer Engineering of Rzeszów University of Technology. It currently offers calibration services for digital frequency/time meters and digital multimeters for DC and AC voltages and currents and DC resistance. It also performs calibration services for DAQ data acquisition cards and PXI modules. In order to provide services of the highest quality, the laboratory applies the principles described and adopted by Polish and European institutions concerned with ensuring the quality of services offered by calibration laboratories. Documents that apply to the laboratory include the Polish standard PN-EN ISO/IEC 17025:2018-02, guides issued by the European Association of National Metrology Institutes EURAMET and the Central Office of Weights and Measures (the most important metrology institution in Poland). Currently, the laboratory is not yet accredited, no less, the laboratory follows the standards of an accredited laboratory. The process of preparing for accreditation is at the third, penultimate stage, and an application for accreditation will be prepared in the near future. Obtaining the PCA certificate will be an external confirmation of the laboratory's competence. The laboratory's asset is its highly qualified staff. Many years of experience in various aspects of metrology allows for good preparation and comprehensive calibration services. The continuous development of people working in the laboratory is confirmed by participation in training courses, webinars and conferences on issues related to instrument calibration.

# Department of Electronics Fundamentals



### Determination of impedance parameters

The bench makes it possible to determine (measure) the impedance and phase modulus and determine the equivalent parameters of the selected model of the object under study as a function of various parameters, e.g. frequency (in the range of 20 Hz to 110 MHz), DC voltage, excitation parameters. Impedance characterization of devices, materials and instruments, including electronic components at temperatures in the range from 0.3 K to 325 K is possible.

### Methods and techniques:

- direct measurement of parameters
- C-V characterization

### Apparatus available:

- impedance analyzers
- RLC bridge
- helium and nitrogen cryostats
- dedicated software



## Department of Electronics Fundamentals

### Methods and techniques:

- constant-current method
- alternating-current method
- direct measurement of resistance fluctuations
- crosscorrelation methods
- higher order spectra
- low-frequency noise spectroscopy

### Apparatus available:

- spectrum analyzers
- preamplifiers and low-noise amplifiers
- phase-sensitive amplifiers
- anti-aliasing filters
- variable resistance bridges
- data acquisition cards
- helium and nitrogen cryostats
- dedicated software



### Noise measurements of electronic components

The test stand performs measurements of voltage or current noise by direct-current (DC) or alternating-current (AC) methods in the range from 1 mHz to 1 MHz. The bench allows operation in the temperature range from 0.3 K to 800 K. The test object can be, in particular, electronic components such as detectors and sensors, power instruments, photo-voltaic cells, etc.

## Department of Electronics Fundamentals



### Measurements of electric transport

Measurements of currents and voltages in the current intensity range of 1 pA - 10 A are performed on the test stand. It is possible to characterize the conductivity of materials and instruments, including electronic components at temperatures in the range from 0.3 K to 325 K in the presence of magnetic fields up to  $\pm 12$  T.

### Methods and techniques:

- constant-current method
- alternating-current method
- direct resistance measurement
- I-V characterization of C

### Apparatus available:

- SMU current-voltage sources
- digital multimeters
- transimpedance amplifiers
- phase-sensitive amplifiers
- alternating current resistance bridges
- helium and nitrogen cryostats
- dedicated software


## Department of Electronics Fundamentals

### Methods and techniques:

- direct measurement of capacitance changes

### Apparatus available:


- impedance analyzers
- RLC bridge
- helium and nitrogen cryostats
- dedicated software



### Determination of defect parameters in semiconductor materials

On the test bench, measurements are made to determine the concentration of defects and their parameters (capture active cross-section and activation energy) in semiconductor devices using the DLTS method, i.e. measuring the change in capacitance under non-stationary conditions.

## Department of Electronic and Telecommunications Systems RFID Laboratory



### Radio object identification technology

### Antenna technology

### Electronic and telecommunication systems

The RFID radio object identification technology laboratory conducts theoretical and experimental R&D&W work, in line with global trends that aim to overcome implementation barriers that directly result from practical application problems. Comprehensive research in RFID technology:

- Determination of parameters of LF, HF and UHF band RFID devices;
- testing of single and multiple, passive, semi-passive and active RFID systems in static and dynamic states;
- design, prototyping and testing of system de-vices;
- planning of automatic object identification processes;
- training personalized to the needs of the audi-ence;
- expert work in market analysis and develop-ment and implementa-tion of RFID systems in all areas of application.

Comprehensive research in antenna technology: design and prototyping of antennas;

- Antenna design and prototyping;
- field and laboratory measurements of radio communication systems;
- high-speed spherical measurements of radio equipment parameters.

Support for electronic and telecommunications systems:

- determination of the complex electrical permeability of dielectrics;
- studies of radio communication processes;
- testing of radio paths in electronic systems;
- evaluation of cell phone base station projects;
- substantive assistance in solving investment problems concerning the installation of cell phone base stations;
- field measurements of electromagnetic field parameters of radio communication systems of various purposes.

### Main apparatus

(<https://eit.prz.edu.pl/rfid>)

- Voyantic Tagformance Pro (RAIN RFID, HF RFID, NFC)
- Rainford Anechoic Chamber (80 dB, 100 kHz - 40 GHz)
- MVG SG32L Multi-Probe System (400 MHz - 18 GHz)
- TDK Anechoic Chamber (up to 18 GHz) with equipment
- Rainford EQ7922-01 Anechoic Chamber with equipment
- CT Epsilon (3 MHz - 6 GHz), QWED SPDR (1.1 GHz and 2.45 GHz)
- R&S TS-EMF Portable Measurement System and other portable instrumentation
- VNA Keysight, R&S, MegiQ, LA Techniques, Copper Mountain and others.
- Telecommunications apparatus from Tektronix, R&S, Keysight, Aaronia and others.
- Positioners, conveyors, turntables
- Satimo antennas, RFspin, A.H. Systems, R&S and others.

### Selected software:

- EMCoS Studio, Antenna VLab
- Siemens HyperLynx 3D EM
- MVG Wave Studio
- Mathcad, Matlab, Scilab, LabView and others.

### Research, among other things, on

- ISO/IEC 18000, 14443, 15693
- ETSI EN, FCC
- EPCglobal, RAIN RFID, NFC
- Bluetooth, WiFi, ZigBee
- IoT, IoTT, IoE



# Department of Electronic and Telecommunications Systems HYBRID Laboratory

## Methods and techniques:

- multilayer hybrid structures on ceramics, LTCC
- multilayer PCBs, including for RF and microwave circuits
- jet printing on rigid and flexible substrates
- assembly of SMD, BGA, mBGA, CSP, bare die electronic components
- fabrication and surface imaging of nanoelements
- diagnostics of electronic circuits

## Apparatus available:

(<https://eit.prz.edu.pl/hybrid>)

- KEKO/Hibridas' complete line of LTCC chips
- PixDro LP50 streaming printer
- Trotec Finemarker Hybrid Strong laser system
- LPKF ProtoMat S100 PCB plotter for printed circuits
- VJ ELECTRONIX SUMMIT 400R semi-automatic workstation
- SEF GmbH 548.04 reflow soldering flow oven
- SPM NT-MDT NTEGRA Prima atomic force microscopy system
- PVD PREVAC vacuum sputtering machine
- FLIR SC7600MB thermal imaging camera
- Yokogawa AQ6370B optical spectrum analyzer
- Feutron KPK 400V climate chamber



## Micro- and nanoelectronic technologies

The development strategy of HYBRID's professional laboratory for integrated electronic micro- and nanotechnologies assumes the possibility of realizing the designed electronic structure in a single manufacturing process combining a variety of manufacturing methods. The HYBRID laboratory's extensive equipment allows the use of various electronic technologies:

- thick-film (including mainly LTCC and HTCC, using photosensitive materials) and thin-film (PVD);
- jet printing of metal and active components (ink-jet);
- multilayer PCB, including on flexible substrates;
- assembly of SMD, BGA and bare semiconductor integrated structures;
- fabrication of textronic devices.

The availability of a wide range of control and measurement equipment makes it possible to conduct circuit synthesis with consideration:

- Analysis of temperature fields in static and dynamic states;
- reliability and environmental resistance issues;
- EMC electromagnetic compatibility;
- parameter control of optoelectronic devices and optical fibers;
- structural analysis of microelectronic and non-electronic components;
- identification of radiocommunication determinants.

The research and development activity of the technology team is mainly concerned with solutions used in RFID and EMC technology, and is closely related to the activities of the other CSEiT laboratories: the RFID laboratory and the EMC laboratory. Together, tasks are carried out in the design and manufacture of electronic structures that are dedicated to non-standard applications, including tags and reader/programmer components, antennas and antenna assemblies, power and matching circuits, digital control systems, sensors for various physical quantities, MEMS and others.

# Department of Electronic and Telecommunications Systems EMC Laboratory



## Electromagnetic compatibility

The EMC electromagnetic compatibility laboratory prepares conditions for the implementation of comprehensive theoretical and experimental work in the identification of disturbance propagation processes in electronic systems and the immunity of selected electrical and electronic devices to standardized types of electromagnetic disturbances. The topics of the undertaken research of electrical and electronic devices and systems include:

- identification of the determinants of immunity and emission of electromagnetic disturbances in electronic structures;
- analysis of the determinants of electromagnetic disturbance propagation in distributed communication bus systems;
- elimination of network current harmonics introduced by power systems of electronic and electrical devices;
- analysis of the determinants of the distortion of voltage and current in the power grid by electricity consumers.

The EMC laboratory uses test and measurement equipment from the world's leading manufacturers (Rohde & Schwarz, EMTest, COMTest, ETS-LINTGREN, BONN, Schwarzbeck, and others), which allows testing in accordance with the requirements of national and international EMC standards. The base for testing is TDK's semi-anechoic chamber, which enables measurement of conducted and radiated disturbance emissions, determination of equipment immunity to electromagnetic fields, and testing of equipment immunity to standardized types of conducted disturbance.

## Methods and techniques:

- measurement of disturbance emissions according to selected civil, aeronautical, military standards (100 Hz - 18 GHz)
- measurement of disturbance voltage at power supply terminals (load capacity up to 63 A/phase; 9 kHz - 200 MHz)
- measurement of disturbance voltage at telecommunication ports (9 kHz - 30 MHz)
- measurement of harmonic emissions of supply currents and fluctuations and flickering of light for single- and three-phase receivers (up to 60 kVA)
- measurement of susceptibility of devices to homogeneous radiated electromagnetic field (up to 10 V/m with modulation; system - antenna distance: 1 m - 3 m; 80 MHz - 6 GHz)
- measurement of immunity of single- and three-phase devices to strokes, collapses, fades, voltage changes, and other standardized types of electromagnetic disturbances
- measurement of resistance of devices to electrostatic discharge

## Apparatus available:

(<https://eit.prz.edu.pl/emc>)

- TDK anechoic chamber (30 MHz - 18 GHz with equipment)

## Standard compliance tests:

- EN 61000-3-2, -3, -11, -12,
- EN 61000-4-2, -3, -4, -5, -6, -7, -8, -9, -10, -11, -12, -16, -27, -28, -29
- DO 160, MIL STD 461 D/E/F
- EN 55011, 55015, 55014, 61547, 55032, 55035

# Department of Complex Systems

## Laboratory of Security ICT Systems

### Methods and techniques:

- vulnerability tests of ICT systems
- security analyses of ICT systems
- design and testing of intrusion detection systems in the ICT systems
- research on non-extensive phenomena - research on applications of non-extensive thermodynamics elements in computer systems,

### Apparatus available:

- 15 computer stations: CPU: i5-7500, RAM memory: 32GB and HDD/SSD: 1 TB with Windows 10/11 systems installed
- server: Dell PowerEdge R430
- disk array: Dell PowerVault NX400,
- switch: Tp-Link T1600G-52TS
- Wi-Fi routers (FortiWiFi-30D)



### Research in the field of security of ICT systems ICT, time and space considerations of processing in complex systems

The ICT systems security research laboratory in its scope offers research related to strengthening the protection of operating systems: Windows, Solaris, OpenSuse, design and analysis of ICT system security, design and testing of ICT system intrusion detection systems, modeling and statistical analysis of computer systems and networks, research on the impact of long-range dependencies (temporal and spatial) on the performance and security of computer systems, research on non-extensive phenomena - research on applications of non-extensive thermodynamics elements in computer systems, research on complex graph networks: small-world structures and scale-free networks, research on self-similarity phenomena and their impact on the throughput of computer systems. The laboratory also offers specialized software in the form of Selfis statistical analysis tools, Benoit analysis of fractal and self-similar phenomena, MultiSIM package, Origin software and Network Workbench complex network analysis software.

# Department of Complex Systems

## Laboratory of Operating Systems



### Performance studies of enterprise-class systems in real and simulation environments

A research and teaching laboratory where work is carried out relating to issues concerning the analysis of phenomena occurring in computer systems and networks, particularly in the context of complex systems. The purpose of this work is to learn and understand the mechanisms that affect the functioning of computer systems and networks in relation to their efficiency and reliability. Among other things, physical and logical network structures are studied in detail in terms of performance, functionality and security analysis. In addition, high-performance transmission infrastructure and virtualization techniques can be studied in the laboratory. Equipped with high-power computing servers and the necessary network infrastructure, it provides a high-end test environment for work on traffic control and analysis, virtualization, performance of database environments, and security and new network services. The lab is equipped with the necessary communications infrastructure, as well as computer systems and network equipment. The wide range of available equipment allows the implementation of research work, teaching classes, as well as work carried out in cooperation with industry. The following issues are implemented: design, configuration and maintenance of test voice communication environments for SMEs, design and configuration of data processing systems, configuration of disk arrays, configuration and monitoring of SAN elements, implementation of cloud computing.

### Methods and techniques:

- modeling and statistical analysis of computer systems and networks
- research on the impact of long-range (temporal and spatial) dependencies on the performance of computer systems
- development of expert opinions and implementation of PoC tests
- programming of network services in the environment of distributed communication systems

### Apparatus available:

- 15 computer stations with OS: Windows 10,
- CPU: AMD Ryzen 5 3600 6-Core Processor 3.60 GHz, 16GB RAM memory and HDD/SSD: 1 TB
- network switches: OmniAccess 740, Cisco Catalyst 2960, OmniSwitch 6XXX
- routers and firewalls: Cisco 2800, OmniSwitch 9700 I 7700, WiFi FortiWiFi-30D
- Dell PowerEdge R430 servers
- extensive IT network infrastructure



# Department of Complex Systems

## Laboratory of Computer Networks

### Methods and techniques:

- research in the design, construction and operation of modern distributed data communication systems, especially computer networks
- development and testing of new data transmission mechanisms
- synthesis and analysis of network topologies for large-scale interconnection systems
- development of control mechanisms and control of flows in a converged network environment

### Apparatus available:

- 15 computer workstations with AMD Ryzen 5 3400G processors, RAM: 32GB and 1TB drives with Windows 10 installed
- Internet of Things (IoE) workstation
- Cisco 2800, 2901, ASA 5505, OmniSwitch 9600 and 9700E routers and firewalls,
- Extreme networks WS-AP3825i access points, Linksys E1200, EA2700 IXIA Novus One Plus, Network Emulator II, PerfectStorm One
- OmniSwitch OS6350 and 6XXX series switches, Cisco Catalyst 2960, 3560, 3650, Extreme networks Summit X460-G2 24t and 48p GE4 and SSA-T8028-0652 switches



### Research in the field of properties of network structures in real and simulation environments, and Internet of Things (IoE)

Research and teaching laboratory. The research carried out in the laboratory concerns a wide range of issues in the design and operation of complex communication systems, including efficient and failure-free data transmission in the environment of data communication networks. In the laboratory, research is carried out in the area of: analysis of network traffic, its properties and impact on network infrastructure; analysis of long-term processes occurring in computer networks; study of mechanisms for load balancing and maintaining reliability of network infrastructure, as well as ensuring fault tolerance of network structures implementing data transmission in critical infrastructures; automation of the management process of distributed systems, optimization of the use of transmission system elements (e.g. fault tolerance, load balancing). The laboratory also carries out tasks in the design and configuration of network infrastructures based on both homogeneous and heterogeneous computer network environments. The work includes testing of diverse configuration scenarios based on commonly accepted network standards and protocols, as well as proprietary and newly developed network mechanisms and solutions. The scope of work carried out relates both to issues related to Enterprise class networks, operator networks, as well as industrial networks used in Industry 4.0 and energy, among others. The laboratory's equipment also allows testing of finished solutions before they are implemented in production or operation in a proof of concept scenario.

# Department of Complex Systems

## Laboratory of Virtual Reality



### VR/AR/MR research, user interaction research in VR/AR/MR, application/game research for VR/AR/MR compatibility, conducting research requiring simulation in VR/AR/MR

The virtual reality laboratory offers a wide and modern infrastructure for virtual, augmented and mixed reality research projects using the latest equipment available on the market. There are high-performance computer workstations equipped with the latest generation of processors along with RTX series graphics cards from 20xx to 40xx. The stations have dedicated VR/AR/MR goggles ready for use. Each workstation can be reconfigured to meet the needs of research implementation. The SteamVR Tracking system in both version 1.0 and 2.0 is used, depending on the user's needs. Computer game engines in the latest available versions (Unity and Unreal Engine) are installed on the workstations, as well as programs necessary for making 3D models. CAD, 3D programs (Autodesk series) are also available for installation and use. Conducted research on interaction in VR/AR/MR can be based on accessory elements available on the equipment in the form of Vive Trakcer, Face Trakcer, or Wrist Band Tracker allowing to significantly expand the possibilities of interaction with both virtual and physical objects.


### Methods and techniques:

- Modeling of objects using 3D programs,
- Designing applications/games using virtual reality technology,
- designing applications using augmented reality,
- designing games/applications using mixed reality
- conducting research in the field of interaction in VR/AR/MR

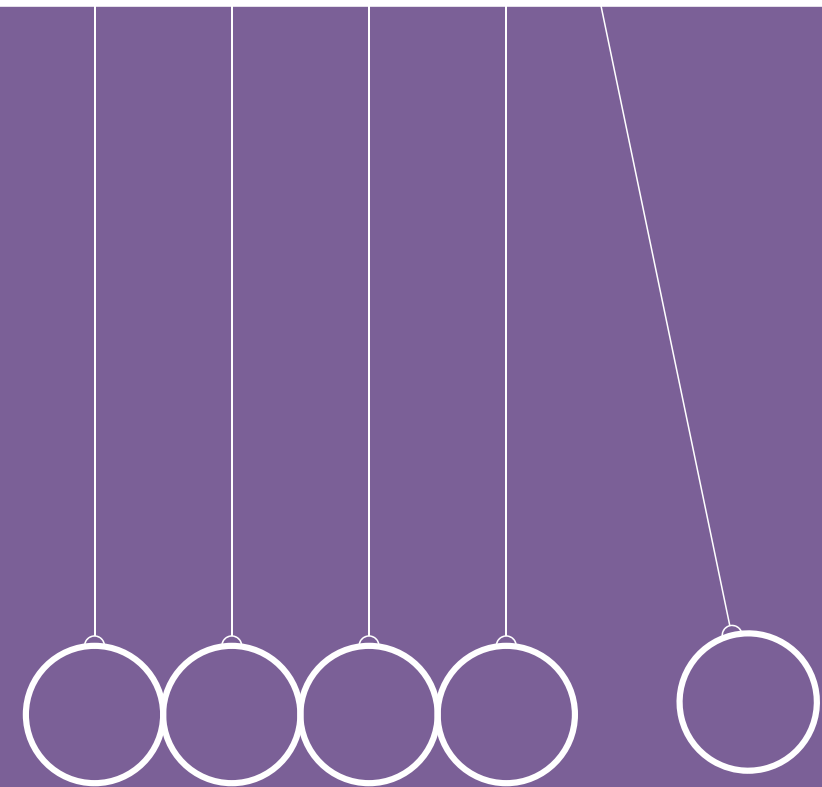
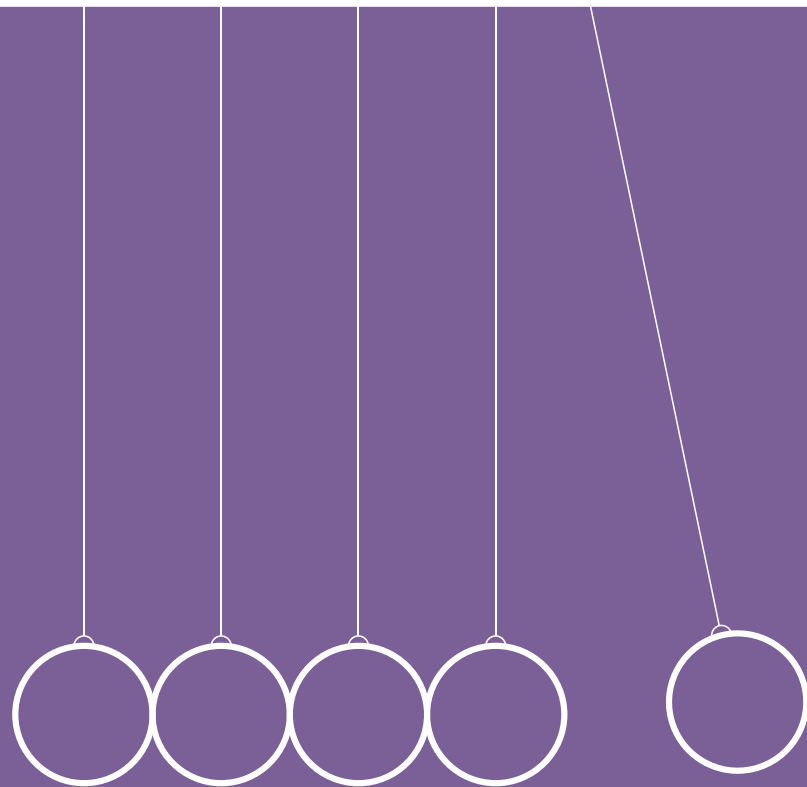
### Apparatus available:

- 7 computer workstations with high computing power compatible with VR
- HTC VIVE Pro/Pro2/Pro Eye goggles
- HTC VIVE XR goggles
- HTC Focus 3 goggles
- Oculus/Meta Quest 2 goggles
- Meta Quest Pro goggles
- Valve Index goggles
- PiMax 5k goggles
- Steam Tracking 1.0/2.0 system
- MS Hololens 2 goggles

al. Powstańców Warszawy 8, 35-959 Rzeszów  
e-mail: [dwmifs@prz.edu.pl](mailto:dwmifs@prz.edu.pl)  
[wmifs.prz.edu.pl](http://wmifs.prz.edu.pl)



FACULTY OF  
**MATHEMATICS  
AND APPLIED PHYSICS**  
RZESZÓW UNIVERSITY OF TECHNOLOGY






# Department of Physics and Medical Engineering

## Methods and techniques:

- photogrammetric data acquisition
- biomechanical analyses using inertial systems
- complete process of 3D model creation

## Apparatus available:

- Big ALICE advanced photogrammetry studio
- Xsens - a wireless module for human tracking
- computer stations equipped with CAD software, for creating three-dimensional geometric models
- 3D printers working in MEM, FDM. and SLA along with post-processing equipment.
- a multifunctional device with the functions of a 3D printer in FDM technology (single-head, double-head), CNC milling machine and laser cutter/engraver.
- 3D scanner.



## Photogrammetric data acquisition, biomechanical analysis and prototyping in medical engineering

The Department of Physics and Medical Engineering has a unique photogrammetry studio for use in medical engineering, virtual reality-related computing, and game programming and 3-dimensional imaging. The Big Alice system is the largest photogrammetric scanning studio in the 3Dcopsystems product family. With 64 DSLR cameras, this studio not only provides enough space for up to 6 people, but also offers the highest resolution. The lab also includes equipment for scientific research and rapid prototyping work. The lab's equipment enables the complete process of producing a 3D model. Starting from data acquisition or design in the CAD environment, through preparation of the file for the 3D printer and printing of the model, to finishing processing and verification of the received model (including with the help of a 3D scanner). The lab's equipment also includes the Xsens system - a wireless module for real-time tracking of human movement (motion path). The system's wireless modules are characterized by accurate sampling of time-synchronized data (within 10  $\mu$ s) for determining accurate joint angles. The data acquisition system is complemented by a biomechanical modeling package that includes a model of the human musculoskeletal system. It allows calculation of muscle forces and joint contact loads, ground reaction forces, calculation of anatomical trajectories, center of mass trajectories, along with a muscle editor and extensive visualization capabilities.

# Department of Physics and Medical Engineering



## High-performance computing and simulation of physical processes

The Department of Physics and Medical Engineering offers high-performance computing related to modeling physical processes mainly at the atomic scale. At its disposal is a high-performance computing cluster is a unit consisting of five nodes equipped with nine AMD EPYC 7763 64-Core processors and two NVIDIA A100 Tensor Cores cards. In addition, each node contains a memory bank of 2TB RAM. The device can be used for continuous computing work by cooperating with a 50TB memory array. QuantumATK atomic-scale modeling software enables large-scale and thus more realistic simulations of materials, integrating state-of-the-art methods into an easy-to-use platform. QuantumATK accelerates research and development in semiconductors and broader solids.

## QuantumATK for Academic Research



Accelerate your research with QuantumATK atomistic simulation software by performing efficient material and electronic device simulations using uniquely combined state-of-the-art methods. Benefit from an advanced GUI and Python scripting.

[Get Trial](#)

[Contact Us](#)

## Methods and techniques:

- atomic-scale modeling of materials and physical processes
- Complex analysis of experimental data including biomedical signals

## Apparatus available:

- A high-performance computing cluster consisting of five nodes equipped with nine AMD EPYC 7763 64-Core processors and two NVIDIA A100 Tensor Cores cards

# Department of Physics and Medical Engineering

## Laboratory of dielectric spectroscopy

### Methods and techniques:

- Research in measuring the combined dielectric permeability.

### Apparatus available:

- Dielectric spectrometer - Novocontrol concept 80 system.
- Agilent 4294A Precision Impedance Analyzer
- Flooded nitrogen cryostat with vacuum jacket,
- Leybold Vacuum turbomolecular vacuum pump model PT 151 KIT ON 100CF, ITR 90 DN 22K
- temperature controller by LakeShore Model 331 S
- MSO6034A digital oscilloscope from Agilent Technologies
- 7265 DSP Lock-in Amplifier from Signal Recovery
- sinusoidal pulse generator, along with an analytical system coupled to a computer,
- nitrogen cryostat with temperature controller




### Dielectric measurements over a wide frequency range

In the laboratory it is possible to conduct research on materials in the solid and liquid phases in a wide range of temperatures (-150 to 300C) and frequencies (0.01 to 3GHz). This type of research allows characterization and determination of the dynamics of the molecules of the studied materials, which is the basis of methods related to the synthesis of dielectric materials used in materials engineering.

# Department of Physics and Medical Engineering

## Laboratory of non-linear dielectrics



### Electrical and thermoelectric measurements using the differential-charge method

The laboratory studies the mechanism of phase transition of TGS monocrystals. The laboratory includes a crystal culture station and computer measurement stations for characterizing samples. In addition to this, studies of thermoelectric phenomena of solid-phase systems are carried out with the use of computer stations for studying the response of samples to forcing with controlled temperature gradients and a system for long-term - remote supervision of the measurement experiment.

### Methods and techniques:

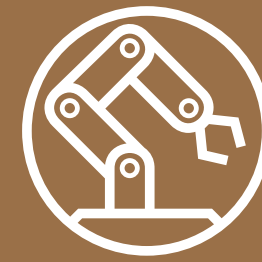
- Studies of the mechanism and dynamics of the phase transition of TGS monocrystals.
- Studies of the thermoelectric phenomenon of systems in the solid phase.
- measurements of electrical properties of dielectric materials

### Apparatus available:


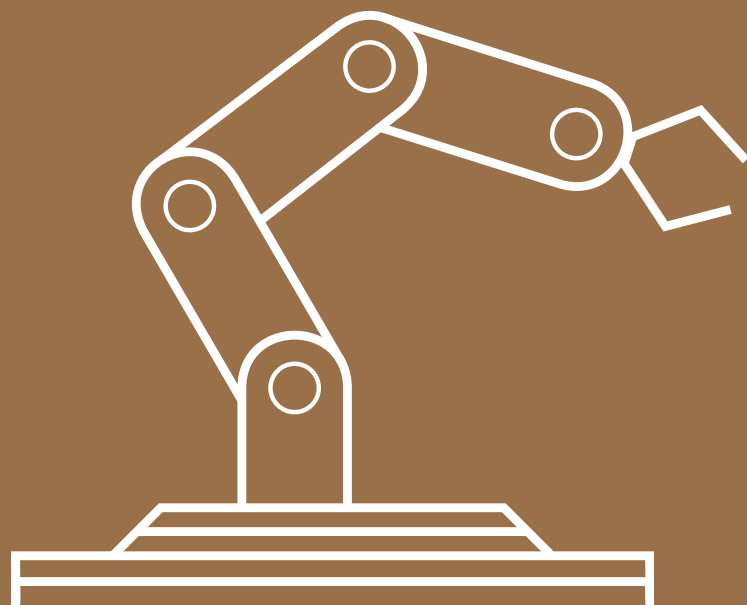
- Computer workstation for testing temperature characteristics of pyroelectric coefficient by current measurement method,
- computer workstation for digital measurement of spontaneous polarization and pyroelectric coefficient by differential charge method,
- A stand for measuring temperature characteristics of dielectric permeability complex,
- a stand for testing the response of pyroelectric samples to dynamic forcing with given parameters,
- a stand for growing ferroelectric monocrystals from aqueous solutions,
- stand for mechanical processing of monocrystalline samples



ul. Kwiatkowskiego 4, 37-450 Stalowa Wola  
e-mail: rk@prz.edu.pl  
wmt.prz.edu.pl



**FACULTY OF  
MECHANICS  
AND TECHNOLOGY**  
RZESZÓW UNIVERSITY OF TECHNOLOGY



# Faculty of Mechanics and Technology Laboratory

## Methods and techniques:

- Static tensile test at room temperature,
- static compression test,
- determination of Young's modulus  $E$ ,
- static shear test,
- static three-point bending test.

## Apparatus available:

- Zwick/Roell Z100 testing machine

## Standard compliance tests:

- PN-EN ISO 6892-1 metoda B
- PN-EN ISO 4136
- PN-EN 876
- PN-EN ISO 9018
- PN-EN ISO 9018
- PN-EN 876
- PN-EN ISO 4136
- PN-EN ISO 7438



## Testing the strength of materials

Static testing machine from Zwick, is designed for tensile, compression as well as shear tests at room temperature. Perform static tensile and compression tests for all materials used in industry.

Mechanical property testing:

- conventional yield strength  $R_p$ ,
- upper yield strength  $R_{eH}$ ,
- strength  $R_m$ ,
- elongation  $A\%$ ,
- Z constriction.

Destructive testing of welds in metals:

- Tensile testing of cross and lap joints.
- Tensile test of longitudinal specimens from welded joints.
- Tensile testing of transverse specimens.

# Faculty of Mechanics and Technology Laboratory



## Surface testing of welds and parts prepared for welding

Designed for testing in the field of:

- laser inspection of the geometry of welded components,
- laser inspection of welded joints,
- weld quality assessment,
- digital analysis of discrepancies.



## Methods and techniques:

- Laser measurement of geometric quantities

## Apparatus available:

- The system consists of a laser scanner, power supply, storage media, calibration standard, and software for analyzing the results.




# Faculty of Mechanics and Technology Laboratory

## Methods and techniques:

- Laser welding.
- Laser surfacing.
- Laser cutting.
- Laser surface heat treatment.
- Laser surface layer modification.

## Apparatus available:

- heads: for welding, cutting and surfacing




## Development of technological parameters for welding, cutting, surfacing and heat treatment using a laser beam

The workstation is equipped with three independent types of heads: for welding, cutting and surfacing. It also has software for designing welding processes, determining the actual position of welded edges and correcting the robot's path.



Department Chair  
Mirosław Tupaj, BEng, PhD, DSc, Assoc. Prof.  
phone: +48 17 743 26 07  
e-mail: mirek@prz.edu.pl

# Faculty of Mechanics and Technology Laboratory



## X-ray examination - computed tomography (CT) scan.

The v|tome|x m X-ray microtomograph is a high-resolution CT system. The product has applications in both science and industry, e.g. geology, biology, materials science, chemistry, biomedical institutes. The system offers unique spatial resolution on a wide range of scanned materials - from small biological samples through large components made of metals. Specially selected base components are designed to achieve high resolution and stable operation. With the instrument, coordinate measurement, import of nominal CAD data in STP and IGES format and data comparison are possible. In addition, wall thickness analysis and porosity analysis in accordance with VW P201 are possible.

- Geometric magnification (3D): from 1.3x to 100x (microfocus lamp) to 200x (nanofocus lamp).
- Detectability of details: < 1  $\mu\text{m}$  (microfocus lamp) < 0.2  $\mu\text{m}$  (nanofocus lamp).
- Minimum voxel size: < 2  $\mu\text{m}$  (microfocus lamp) < 1  $\mu\text{m}$  (nanofocus lamp).
- Detector-lamp distance: 800 mm.
- Maximum CT scan range (diameter x height): 420x400 mm.
- Maximum object weight: 50 kg.

## Methods and techniques:

- CT scan

## Apparatus available:

- Lamp type: open type microfocus lamp,
- Maximum voltage/power: 240 kV/320 W; 300 kV/500 W,
- nanofocus open type lamp 180 kV/20 W,
- Granite-based 4-axis manipulator,
- Detector type: dynamic41|200,
- Temperature stabilization of the lamp, detector,
- Software: phoenix datos|x.

## Standard compliance tests:

- VW P201

ul. Kwiatkowskiego 4, 37-450 Stalowa Wola  
phone: +48 15 844 89 12  
e-mail: mirek@prz.edu.pl  
wmt.prz.edu.pl

Department Chair  
Mirosław Tupaj, BEng, PhD, DSc, Assoc. Prof.  
phone: +48 17 743 26 07  
e-mail: mirek@prz.edu.pl


# Faculty of Mechanics and Technology Laboratory

## Methods and techniques:

- Inductively coupled plasma ionization mass spectrometry (ICP-MS) with a laser ablation attachment,
- liquid chromatography (HPLC).

## Apparatus available:

- Inductively coupled plasma ionization mass spectrometer (ICP-MS) with laser ablation attachment and liquid chromatograph.



## Examination of elements at concentrations ranging from [ppt] to [ppm]

The setup consists of an inductively coupled plasma ionization mass spectrometer (ICP-MS) with a laser ablation attachment and a liquid chromatograph. This unique triple quadrupole system enables the best detection and quantification limits in the analysis of samples ranging from semiconductor materials and reagents to biological and clinical material, environmental samples and complex matrices. Determination of heavy metals in soil samples, food, etc., determination of the origin of varnish left in a breakage, detection of arsenic in hair (application in forensics), determination of elemental content in chemical compounds (e.g., metal content in complexes). The method is mainly used for the analysis of solids, and allows both the study of changes in the distribution of elements on the surface of the sample and the concentration gradient deep into the material under study.

# Faculty of Mechanics and Technology Laboratory

## Methods and techniques:

- HV, HRA, HRB, HRC, HB5, HB10, HB30, HRF measuring scale.

## Apparatus available:

- Handy Esatest X load: 1-10 kG (10-100 N),
- Dynatest SCX load: 100 kG (1000 N),



## Hardness testing in hard-to-reach areas

Handy Esatest X - a portable hardness determination device using the patented Esatest method, for recording the hardness curve against penetration depth. Due to its small measuring head, it is especially appreciated in hard-to-reach areas such as keyways or the recesses of a gear wheel.

Dynatest SCX - Portable hardness tester with a unique head for dynamic application of high pressure anywhere, such as on the face, side or underside. Direct measurement of penetration depth and replacement of the indenter from diamond to ball indenter make it possible, among other things, to measure on the roughly prepared surface of steel forgings and on iron castings.





# Faculty of Mechanics and Technology Laboratory

## Methods and techniques:

- transmission method,
- measurements with ATR attachment.

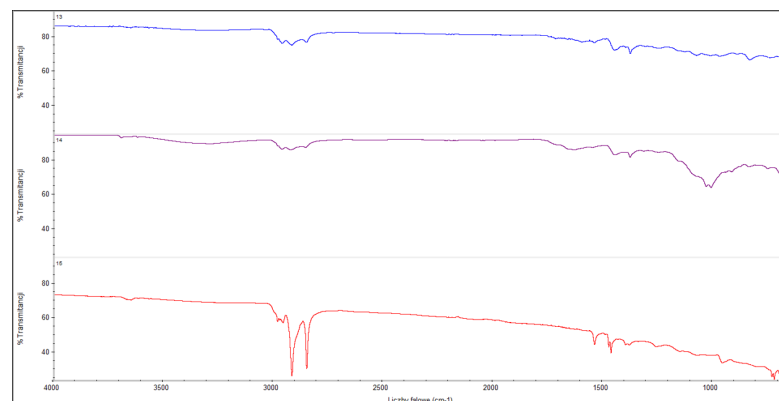
## Apparatus available:

- Two radiation sources: tungsten lamp for the range 27,000-2,000 cm<sup>-1</sup>, ceramic source range 9,600-20 cm<sup>-1</sup>,
- Ceramic source with a maximum operating temperature of 1577 K, not requiring water cooling,
- resolution capacity better than 0.09 cm<sup>-1</sup>,
- scanning speed adjustable in the range of 0.16÷6.2 cm/s.



## Fourier transform spectroscopic study

Universal set designed for Fourier transform spectroscopic measurements of solid and liquid samples in the infrared range (12,000 - 350 cm<sup>-1</sup>). The apparatus is equipped with a continuous Nd:YAG laser with excitation at 1064 nm and a germanium detector cooled with liquid nitrogen. The additional equipment, which is an infrared microscope, allows rapid mapping of compounds on the surface. In addition, it is also possible to obtain FTIR spectra characteristic of various substances and materials, enabling their identification, as well as comparative analysis of tested materials with reference spectra (e.g., quality control) and preliminary analysis of multicomponent materials, such as polymeric plastics in the direction of identifying the type of polymer and additives used. The device also allows FTIR-ATR spectra to be performed.

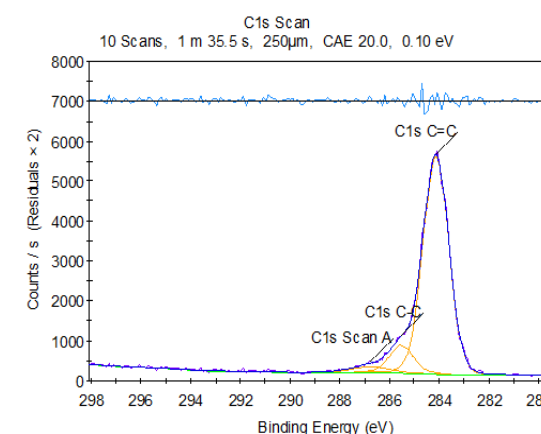


# Faculty of Mechanics and Technology Laboratory



## Study using the XPS K-Alpha photoelectron spectrometer

- possibility to analyze samples of the following types: metal alloys, semiconductors, glasses, polymers, organic substances, ceramics, oils,
- measurement of chemical composition (hydrogen and helium cannot be detected),
- identification of chemical states of elements, type of chemical bonds,
- determination of impurities present on the surface of the sample,
- it is possible to use ion etching and angular measurement increasing measurement capabilities.



## Methods and techniques:

- X-ray photoelectron spectroscopy: qualitative and quantitative analyses are performed in the elemental range from boron to uranium based on the distribution of various components in the sample.

## Apparatus available:

Thermo Fisher Scientific's XPS K-Alpha photoelectron spectrometer:

- 180° dual-focus hemispherical analyzer with 128-channel detector,
- X-ray source - micro-focused Al K $\alpha$  monochromator with variable spot size,
- ion gun (200-4000 eV),
- charge compensation - dual beam source,
- 4-axis table, sample area 60x60 mm, maximum sample thickness 20 mm,
- options - vacuum transfer module, tilt module for ARXPS, sample deflection module.


# Faculty of Mechanics and Technology Laboratory

## Methods and techniques:

- Blue light

## Apparatus available:

- Turntable, tripod




## Study of surface topography with a 3D scanner

ATOS Compact Scan devices can be used for all measurement tasks and for workpieces of all sizes. Whether for high detail resolution, highest accuracy or fast scanning of large measuring areas. The 3D scanner's scalable measuring area makes it possible to perfectly match any measuring task. It is also possible to create 3D models with the scanner

- minimum measurement area: 40x40 mm,
- maximum measurement area: 1200x1200 mm,
- measurement resolution: 0.017-0.481 mm,
- dimensions: 340x130x230 mm,
- scanner mounting on tripod.

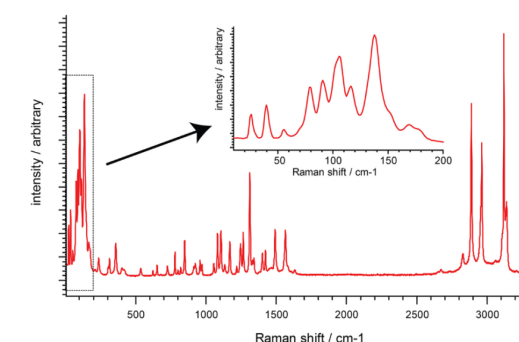
# Faculty of Mechanics and Technology Laboratory



## Raman spectroscopic study

The design of the high-performance optics allows to obtain high-quality Raman data from both large samples and those with trace amounts of materials:

- focusing on the surface of the sample under examination in manual control mode,
- creating Raman maps of rough, uneven and curved surfaces,
- no requirements for sample preparation for analysis,
- displayed chemical Raman images in 3D and superimposed on topography views,
- no time-consuming pre-scanning of surfaces,
- maintaining focus during measurements during very long measurements.



## Methods and techniques:

- creation of Raman maps of rough, uneven surfaces, analysis and identification of solids, powders, liquids, samples of organic and inorganic compounds,
- possibility to monitor impurities, determine the degree of homogeneity of the sample and analyze the chemical composition,
- layer profiling - testing possible for transparent and opaque samples.

## Apparatus available:

- Single-beam Raman spectrometer, inVia confocal Raman microscope,
- excitation beam: 532 nm, 785 nm,
- spectral resolution: 0.3 cm<sup>-1</sup> (FWHM),
- wavelength range: 200 nm to 2200 nm.




# Faculty of Mechanics and Technology Laboratory

## Methods and techniques:

- 2.7 m measuring range,
- Repeatability 0.029 mm,
- Accuracy of 0.041 mm.

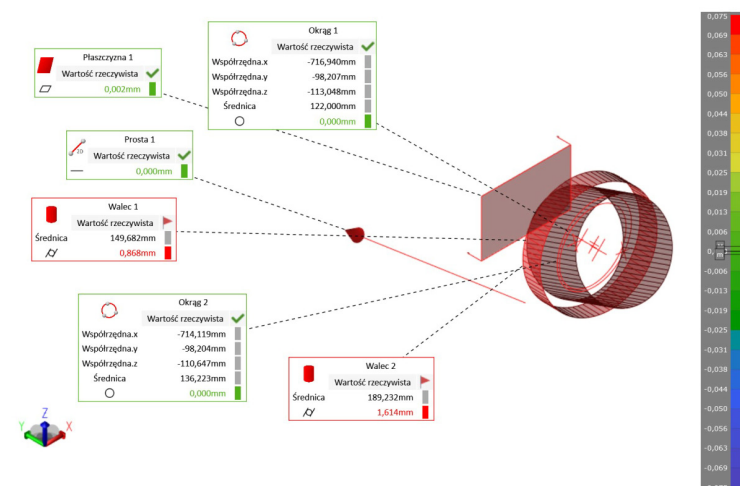
## Apparatus available:

- smart sensor technology: warning of factors that can reduce performance
- intuitive built-in measurement system: built-in touch screen computer, QuickTools, basic measurements without a laptop,
- internal counterbalance mechanism: comfortable, fatigue-free operation,
- temperature sensors: allows the arm to respond to temperature changes.



## Measurement of geometric quantities

Measuring arm used for inspection and quality control. It offers capabilities such as contact measurement of parts within the arm's length, and point cloud comparison with CAD data, rapid prototyping, reverse engineering and 3D modeling of free-form surfaces. The scanning head uses advanced red laser optical technology. FARO CAM software.



# Faculty of Mechanics and Technology Laboratory



## Surface roughness test

The stationary device allows to perform measurements of roughness (R), waviness (W) and primary profile (P) parameters, according to ISO, DIN, JIS standards. It is also possible to perform complex measurements of surface layer roughness parameters in 3D (geometric structure of the SGP surface). For the measurement of roughness

- measuring sections lm: 0.40/ 1.25 /4.0/ 12.5 /40 mm or freely selectable,
- travel length it: 0.48 / 1.5 /4.8/ 15/48 mm or freely selectable from 0.1 to 200 mm,
- travel length: min. 120 mm,
- travel speed vt: 0.05 /0.15/ 0.5 mm/s (as-signed da It) or freely selectable from 0.01 to 2.0 ( in steps of 0.01)

The portable profilometer is designed for quick and accurate checking of roughness parameters. With its compact and ergonomic design, the device can be easily and precisely positioned on the workpiece under test in both horizontal, vertical and inverted positions. Using the integrated printer, the measurement results can be presented as a quality certificate.

- measuring range: +/- 80 µm; +/- 320 µm
- measurement resolution: 0.01 µm, 0.04 µm,
- elementary section: 0.08/ 0.25/ 0.8/ 2.5/8 mm,
- total measuring section: 0.48/1.5/4.8/15 mm.

## Methods and techniques:

- Measurement of roughness (R), waviness (W) and primary profile (P),
- Measured roughness parameters: Ra, Rz(Rz4, Rz3, Rz2, Rz1), Rmax, Rt, Rq, R<sub>Pc</sub>, R<sub>Sm</sub>, R<sub>mrc</sub>, R<sub>p</sub>, R<sub>pm</sub>, R<sub>3z</sub>, R<sub>z-ISO</sub>
- Parameters from the load-curve: R<sub>k</sub>, R<sub>pk</sub>, R<sub>vk</sub>, Mr<sub>1</sub>, Mr<sub>2</sub>

## Apparatus available:

- Hommel-Elatic stationary profilometer T8000RC
- Hommel-TTESTER T1000 portable profilometer

## Standard compliance tests:

- DIN EN ISO 4287, 13565

# Faculty of Mechanics and Technology Laboratory

## Methods and techniques:

- Measurement of both adsorption and desorption isotherms, specific surface area by BET, STSA, Langmuir method, determination of pore size and distribution, total volume and average pore radius

## Apparatus available:

- NOVA 1200e by Quantachrome



## Analysis of surface area and pore size

- can be used with most non-corrosive adsorption gases such as argon, CO<sub>2</sub> and light hydrocarbons over a wide temperature range,
- fully automatic multi-point B.E.T. analysis in just minutes,
- analysis of up to 200 data points (100 adsorption points and 100 desorption points),
- analysis stations:1,
- area range: 0.01 m<sup>2</sup> / g (no known upper limit),
- pore size range: 0.35 to >400 nm (3.5 to > 4000 Å),
- minimum pore volume: (liquid) 2.2 x 10<sup>-6</sup> ml/g,
- minimum pore volume: (STP) 0.0001 cm<sup>3</sup>/g,
- methods: vacuum and flow.

# Faculty of Mechanics and Technology Laboratory

## Methods and techniques:

- Max. sample volume - 135 cm<sup>3</sup>.

## Apparatus available:

- ULTRAPYC 1200e by Quantachrome



## Testing the actual volume and density of powders, foams and bulk materials

A device for measuring the actual volume and density of powders, foams and bulk materials. In addition, a temperature control option is available on the pycnometer, as well as measurements in hazardous environments such as a nuclear cell. The ULTRAPYC 1200e has the ability to purify the sample by vacuum. other methods (e.g., optical microscopy) has a number of advantages related to the fact that imaging has a high depth of field and high resolution.





# Faculty of Mechanics and Technology Laboratory

## Methods and techniques:

- Accuracy: E0,MPE from:  $(1.7+0.3L/100) \mu\text{m}$ ,  
E0,MPE: With SP25M:  $(1.7+4L/1000) \mu\text{m}$ ; With TP200:  $(1.9+4L/1000) \mu\text{m}$ ;  
With TP20:  $(2.2+4L/1000) \mu\text{m}$ ;  
L = measured length [mm]  
 $\varnothing 6.0 \text{ mm}$ , length 47.0 mm.

## Apparatus available:

- CRYSTA-Apex V544 CNC CMM,
- Workpiece weight: 180 kg,
- Range: 501 x 700 x 400 mm,
- Height of workpiece: 545 mm,
- Resolution: 0.1  $\mu\text{m}$ .



## Measurement of geometric quantities - coordinate measuring machine

Portal CMM for highly accurate 3D geometric size measurement at high speed.

- Manual head with TP 20 probe and tip set.
- High accuracy.
- High travel speed and acceleration
- Temperature compensation function 16° to 26°C, including the measured object (2 contact sensors)
- Use of ABS scales (no need for zeroing and high resistance to environmental conditions)
- Travel speed: 519 mm/s (3 axes)
- 3D acceleration: 2,309 mm/s<sup>2</sup>  $\varnothing 6.0 \text{ mm}$ , length 47.0 mm
- MCOSMOS software package to operate the machine.




# Faculty of Mechanics and Technology Laboratory

## Methods and techniques:

- chemical composition analysis - distinguishing elements and phases of which the material under study is composed (EDS attachment),
- morphological analysis - assessing the shape, size and distribution of the elements that make up the material: grains, inclusions, phases.

## Apparatus available:

- Scanning electron microscope (Mira3-FEG-SEM, Tescan) with field emission (Schottky emitter), equipped with SE, BSE, LVSTD detectors and X-ray energy dispersive spectrometer EDX (X-Act Oxford Instruments) and cooling table (Peltier cell) operating in the temperature range as low as -30°C. The microscope allows operation in high, low and variable vacuum modes.



## Surface examination by scanning microscope

An excellent tool in analyzing the properties of a variety of materials. This imaging method makes it possible to obtain high-resolution images of objects with sizes in the micrometer and nanometer range. Electron microscopy over other methods (such as optical microscopy) has a number of advantages related to the fact that imaging is characterized by high depth of field and high resolution.

- Chemical composition analysis - distinguishing elements and phases of which the material under study is composed (EDS X-ray spectroscopy attachment),
- maximum magnification of up to 1000000x,
- precise observation of surface topography at magnifications of several to even several million times with the ability to distinguish objects with diameters of less than 1 nm,
- large depth of field, making it possible to assess roughness,
- morphological analysis - evaluation of the shape, size and distribution of the elements that make up the material: grains, inclusions, phases (areas of similar chemical composition).

# Faculty of Mechanics and Technology

## Laboratory

### Methods and techniques:

- Measuring ranges from 0.1-80% Fe or 0.1 to 110 FN.

### Apparatus available:

- FERITSCOPE® FMP30 by Fischer

### Standard compliance tests:

- ISO 17655



### Ferrite content test

Portable device for testing ferrite content, equipped with a set of measuring probes. This instrument can be used to measure ferrite content in Duplex steels, in welds of austenitic steels (pipes, sheets, tanks), ordinary steels clad with chromium alloy austenitic steel (heaters, tanks).

- Measurement accuracy for the range 0.1-5.0% - 0.1 indication,
- measurement accuracy for the range >5.0%-2% of the indication,
- ferrite content measurements according to ISO 17655 or "Basler Standard",
- measurement units: percentage "% Fe" and ferrite number "FN".

# Faculty of Mechanics and Technology

## Laboratory



### Testing of molding compounds and bulk materials

A set of equipment and workstations for comprehensive testing of molding sand and loose materials used in foundry engineering allows, among other things, to determine the tendency of sand to splinter from the surface of the mold or core, or to determine gas-forming, the tendency of sands surrounded by resins to clump, clump and fall off the heated model plate during the making of shell molds.

### Methods and techniques:

- Measurement accuracy for the range 0.1-5.0% - 0.1 indication,
- measurement accuracy for the range >5.0%-2% of the indication,
- ferrite content measurements according to ISO 17655 or "Basler Standard",
- measurement units: percentage "% Fe" and ferrite number "FN".

### Apparatus available:

- Circulator mixer,
- laboratory rammer
- Permeability measuring station with instrumentation,
- hardness tester for determining the degree of compactibility of molding sand,
- molding sand strength testing set with instrumentation for compressive, shear, tensile and bending strength tests,
- a device for testing the ossification of molding masses
- a stand for measuring the amount of gases emitted from molding masses.



# Faculty of Mechanics and Technology Laboratory

## Methods and techniques:

- qualitative and quantitative identification of phases,
- determination of crystallinity (degree of structural ordering of a solid),
- identification of crystallographic structure,
- determination of average size and size distribution of crystallites,
- monitoring (in situ) of changes occurring in a material sample under other than ambient temperature, pressure and/or gas phase composition
- Epitaxy analysis, measurement of the thickness of thin films and multilayers

## Apparatus available:

- Two types of x-ray tubes: Co, Cu,
- Ceramic x-ray tube with LFF focus (0.4x12 mm) and K $\beta$ .infrared radiation filters (12,000 - 350 cm<sup>-1</sup>)



## Analysis of powders, polycrystalline materials as well as weakly crystalline or amorphous materials, nanomaterials and thin films

The Empyrean X-ray diffractometer is designed for a wide range of analytical X-ray diffraction applications, such as qualitative X-ray phase analysis, quantitative X-ray phase analysis, texture measurement, stress analysis, Rietveld analysis, temperature measurements.

- lamp power min. 1.5 kW,
- goniometer radius of 240 mm, 2Theta angular range of at least -110° to 168°.

Department Chair  
Miroslaw Tupaj, BEng, PhD, DSc, Assoc. Prof.  
phone: +48 17 743 26 07  
e-mail: mirek@prz.edu.pl

# Faculty of Mechanics and Technology Laboratory



## Methods and techniques:

- Welding/cladding

## Apparatus available:

Laser with parameters:

- laser beam length: 1064 nm,
- laser source class: IV,
- rated power of the laser beam: 300 W,
- maximum pulse power: 12 kW,
- maximum pulse energy: 100 J,
- pulse time: 0.2-20 ms,
- laser spot diameter: 0.6-2 mm.

## Welding/cladding technology study

This station is equipped with a set of equipment and tools designed for precision surfacing of injection molds, stamping dies, punches, models, model plates, metal molds using laser light. It is possible to remanufacture devices also made of high-alloy steels, aluminum alloys, bronze and titanium.

ul. Kwiatkowskiego 4, 37-450 Stalowa Wola  
phone: +48 15 844 89 12  
e-mail: mirek@prz.edu.pl  
wmt.prz.edu.pl

Department Chair  
Miroslaw Tupaj, BEng, PhD, DSc, Assoc. Prof.  
phone: +48 17 743 26 07  
e-mail: mirek@prz.edu.pl

# Faculty of Mechanics and Technology Laboratory

## Methods and techniques:

Measurement methods:

- Vickers,
- Knoop,
- Brinell

Measurement method options:

- Layer thickness,
- Grain limit.

## Apparatus available:

- Qness 60M head; 8 position rotary head max. 3 indenters , max. 6 lenses (50x, 200x HV0.001-HV50, HK0.001-HK2, HBW1/1- HBW5/62.5
- Classic hardness tester, load: 10-187.5 kG (100-1875 N),

## Standard compliance tests:

- DIN EN ISO 6507, ASTM E-92, ASTM E-384, DIN EN ISO 4545, DIN EN ISO 6506, ASTM E-10



## Micro and macro hardness testing and microscopic observation

Microhardness tester

Load range; 0.25 g - 62.5 kg (0.00245- 613.1 N)

Head: 8 position rotating head max. 3 indenters, max. 6 lenses, Single imprints,

Working space / Working depth: 145 / 170 mm

Table movement: Tangentially movable


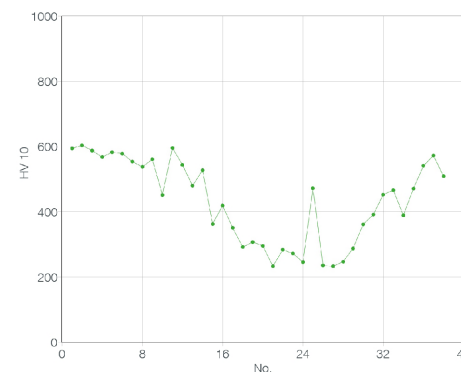
Table dimensions Ø 100 mm / 135 x 135 mm

Feed ranges: X 25 mm / Y 25 mm / Z 145 mm

Max. Sample weight: 50 kg

QPIX CONTROL software

Classic hardness tester for accurate measurements on small parts. Exposed indenter design makes it easy to determine the precise measurement point.

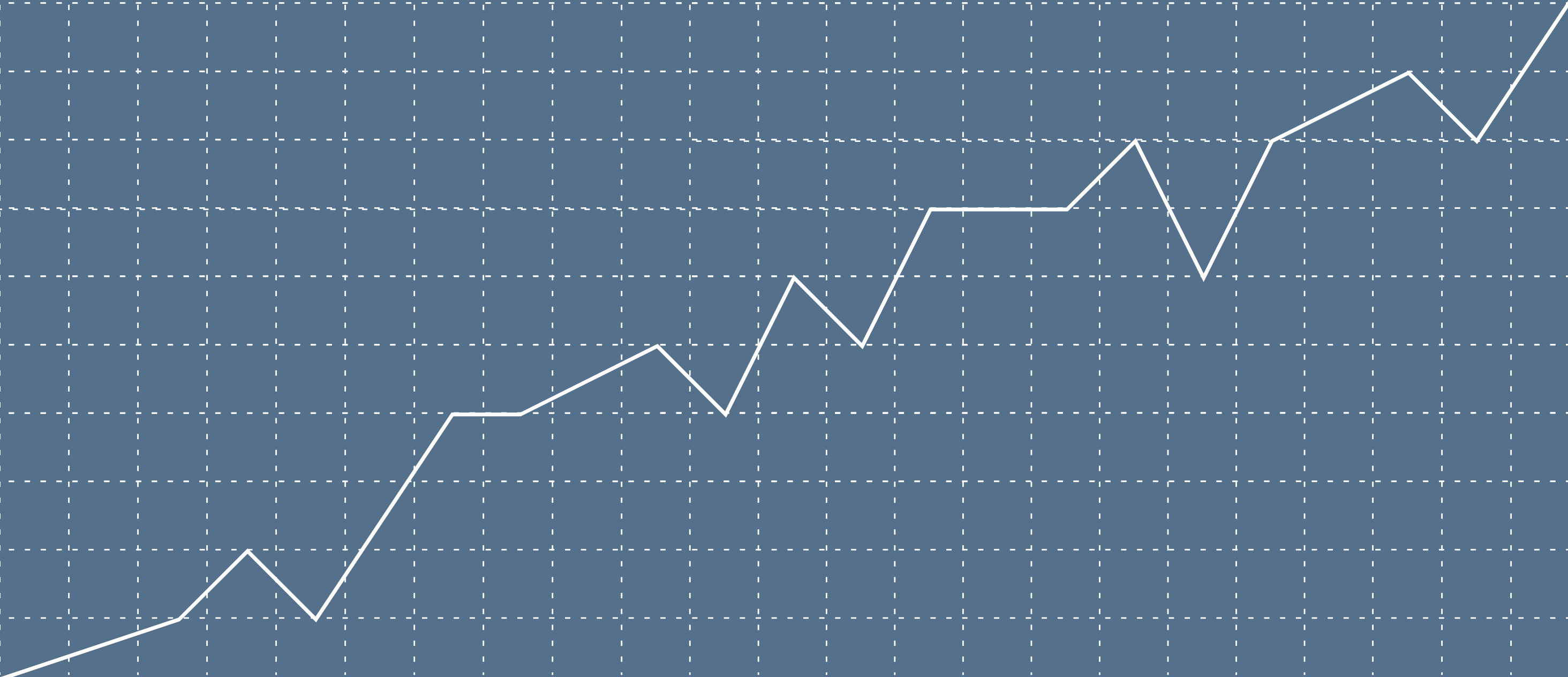




al. Powstańców Warszawy 10, 35-959 Rzeszów  
e-mail: rz@prz.edu.pl  
wz.prz.edu.pl



FACULTY OF  
**MANAGEMENT**  
RZESZÓW UNIVERSITY OF TECHNOLOGY



# Department of Finance, Banking and Accountancy

## Methods and techniques:

- modeling (concepts for solutions to specific financial problems)
- simulations
- case study
- business plans
- financial analyses
- controlling analyses
- budgets
- cost accounts
- financial reports
- charts of accounts

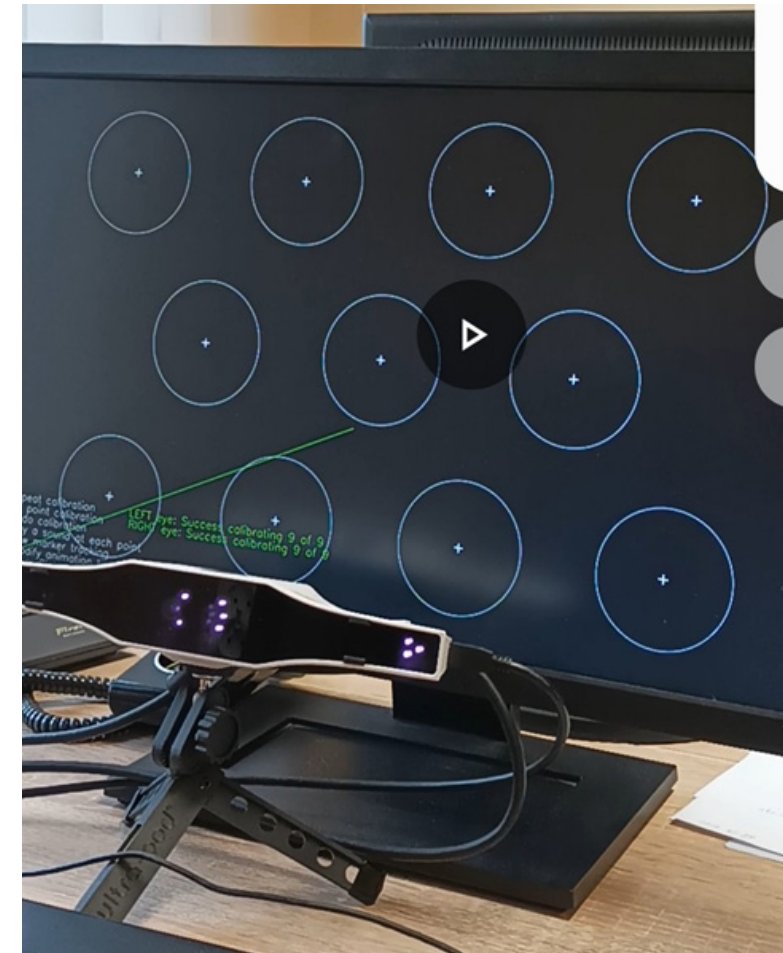
## Apparatus available:

- Digital Polarimeter, Jasco P-2000

## Implementation of new and evaluation of applied methods of financial performance management

As part of our services aimed at entrepreneurs, we propose to carry out an assessment of the quality and effectiveness of applied solutions in the area of financial accounting, management accounting, taxation and controlling in all processes occurring in business activities (including: purchasing, logistics, warehousing, sales, R&D, HR and payroll, customer relations). As part of the services, a report is prepared along with a summary and evaluation of existing solutions. Areas for improvement are indicated, as well as directions for further improvement of the solutions used in the areas studied. We also offer comprehensive assistance in identifying companies' exposure to market risk (e.g.: foreign exchange, interest rate). We ensure the implementation of tools to measure market risk, as well as the development of hedging strategies, including those using derivatives (including: forwards, vanilla and exotic options, option strategies, IRS, CIRS, Caps, Floor). We propose to adjust the organizational structure of the company to effectively implement market risk management activities. We also design and implement modern methods (tools) of management accounting, cost accounting and controlling in enterprises. The purpose of these activities is to increase the profitability of customer relations and sustainably improve financial performance in enterprises. We carry out these services based on substantive expansion of chart of accounts (especially in the area of revenues and costs), variable costing, multi-level and multi-block cost accounting, activity-based costing, budgeting, centers (centers) of responsibility, multi-faceted controlling analyses, management reporting (also using Excel) and integration with used or new financial and accounting systems. As part of this service, we create concepts for employee incentive systems and implement them.

# Department of Marketing



## Methods and techniques:

- The Gazepoint 3HD desktop eye tracker uses emitted infrared light, which, after being reflected from the eye's cornea, is captured by an optical sensor. Based on the aforementioned corneal reflection, as well as the position of the center of the pupil, the location of the eye's focus point is calculated.

## Apparatus available:

- Gazepoint 3HD desktop eyetracker
- Gazepoint Analysis UX software

## Studies of psychophysical reactions of consumers under the influence of marketing stimuli (e.g., web design, advertising images)

Gazepoint 3HD desktop eye tracker, together with Gazepoint Analysis UX software, is used to analyze consumers' psychophysical reactions under the influence of marketing stimuli presented on a computer screen, such as advertising photos and videos, websites, and Internet ads. The research identifies the eye movements of the subjects in the form of static and dynamic "gaze paths" (scan paths) and "heat maps" reflecting the above-mentioned reactions. The information obtained allows modification of elements of advertising messages and, consequently, more effective marketing activities of companies. The Gazepoint 3HD desktop eye tracker together with Gazepoint Analysis UX software enables stimulus presentation, data collection, import and analysis.



# Department of Technical Systems Engineering

## Methods and techniques:

- simulation of VSP energy consumption
- measurement and archiving of parameters of selected means of transport
- measurement and simulation of energy consumption of means of internal transport
- optimization of transport processes in terms of efficiency and energy consumption
- selection of identification methods for a given transport task

## Apparatus available:

- pallet scales
- laser scanners
- palletizing station equipped with Kawasaki RS10N robot, control and object recognition system
- system of remote monitoring of vehicles (GPS receivers)
- a set of autonomous mobile platforms AGV
- programs for simulation of transport processes DOSIMIS, ENTERPRISE DYNAMICS
- RFID gates
- set of measurement tools and data acquisition cards



## Laboratory of research and simulation of processes transportation

The Department conducts 2 types of research. The first involves experimental research using the equipment in its possession. The second type of research is theoretical research aimed at designing and optimizing selected transportation processes. Research directions:

- Selection and optimization of internal transport routes,
- Energy intensity of transport processes,
- automation of selected logistics tasks - improvement of working conditions and efficiency,
- determination of energy characteristics of means of transport on selected routes,
- identification of moving products.

### Equipment:

- Automatically guided transport vehicles with laser or optical navigation,
- cargo identification and recognition systems,
- palletizing station equipped with Kawasaki robot, control and object recognition system,
- laser scanners for object recognition and demarcation of protective zones,
- a vision system for License Plate Recognition (LPR),
- software for simulating transportation processes,
- systems for remote monitoring of transportation means,
- a set of autonomous mobile platforms,
- a set of pallet scales.

# Department of Quantitative Methods

## Socio-economic data analysis

At the center of the Unit's interests are broad economic and mathematical analyses in the field of socio-economic changes over the years. The aforementioned analyses concern the Podkarpackie region as well as areas on a macro scale. Statistical-econometric research is carried out on the basis of available data-bases and software that allows processing of large amounts of data such as STATISTICA, Gretl, R, etc. The staff of the Quantitative Methods Department also specializes in improving the quantitative-statistical tools necessary for the economic-mathematical evaluation of logistics issues. The main scope of these analyses concerns the modeling of socio-economic phenomena related to inventory management issues and risk assessment. The area of research interests of the staff of the Quantitative Methods Unit is also methods of risk assessment in the management of economic entities, the study of competitiveness or the use of econometrics tools in risk management processes. Recently, the Unit has been conducting extensive research on the energy market. This mainly involves the use of forecasting methods, analysis of the so-called elasticity and demand for electricity. In addition, this type of research focuses attention on renewable energy sources, so-called clean energy and financial instruments related to this. In summary, the most important research directions of ZMI include:

- Risk management,
- Energy market modeling,
- Financial and actuarial mathematics,
- Stochastic-economic modeling of resource gathering systems,
- Application of mathematical and stochastic methods in market research, medicine and demography,
- Taxonomic methods in regional studies,
- Spatial-temporal study of the level and quality of life.

## Methods and techniques:

- stochastic-economic modeling of resource collection systems
- application of mathematical-stochastic methods in market research, medicine and demography,
- taxonomic methods in regional studies.

# Department of Enterprise, Management and Ecoinnovation

## Methods and techniques:

Strategic analysis of an enterprise is performed using a wide range of methods, including:

- stakeholder analysis,
- scenario analysis,
- PESTLE analysis,
- portfolio methods,
- balanced scorecard,
- SWOT analysis,
- SPACE analysis.

## Apparatus available:

- digital polarimeter, Jasco P-2000

## Standard compliance tests:

- Assessment of the compliance of the quality management system with the ISO 9001: 2015 standard

## Development, evaluation, updating of strategies Implementation and improvement of management systems

The team of the Department specializes in the comprehensive strategic assessment of organizations of various types. Thanks to our extensive and comprehensive experience, we are prepared to carry out a comprehensive assessment of enterprises of different business profiles, public institutions and social organizations. We use diverse and advanced research methods that are always tailored to the expectations and situation of the organization under study. We also have experience in preparing strategies at various stages of an organization's development. Employees have extensive experience in the implementation and evaluation of management systems, including those certified to ISO standards (ISO 9001: 2015, ISO 14001: 2015) and the application of project management methodologies, as well as selected IT tools (analytical tools to support business management and artificial intelligence). As part of the research, it is possible to conduct management system audits and assess management strategies, as well as perform the necessary analysis and project work leading to their improvement.

# Department of Management Systems and Logistics

## Laboratory of Logistics and Integrated Management Systems

In the laboratory, it is possible to carry out research on processes that support and optimize:

- transparent integration of all channels of sales and distribution of goods in the implementation of an integrated omnichannel strategy;
- the merchandising and flows within a distributed network of sales and distribution of goods using modern information systems and dedicated equipment, with particular emphasis on innovative ordering algorithms and Big Data;
- production logistics using modern IT systems and relevant equipment;
- logistics of high storage warehouses including support of online order processing functions, using modern information systems and relevant equipment;
- comprehensive management of a transportation company and in-depth analysis of its performance in the competitive market using a modern platform of industry business simulations.

## Consulting:

- logistical management of transport and forwarding companies,
- recording of drivers' working time, and interpretation and implementation of current legislation in this area.

## Methods and techniques:

- observation
- in-depth interviews, focus interviews
- CATI/CAWI surveys
- creative problem solving methods
- statistical methods and techniques of data analysis

## Apparatus available:

- Lenovo TC M900z i5-6400 8GB 500GB microcomputer - 16 pcs.
- Cisco WS-C2960X-24TS-L - Catalyst 2960-X 24 GigE, 4x1G SFP, LAN Base hub
- Motorola MC4597 data collector
- Motorola Zebra MC32N0 data collector
- Posnet Thermal HS EJ fiscal printer
- WLT price verifier
- scale DIBAL W-025S



# Department of Enterprise Management

## Methods and techniques:

- observation
- in-depth interviews, focus interviews
- surveys
- creative problem solving methods
- Assessment Center/ Development Center
- statistical methods and techniques of data analysis

## Apparatus available:

### Software licenses:

- CiteSpace
- NVivo
- Statistica

## Research offer

Employees of the Department will undertake cooperation in the field of broadly understood management of organizations (commercial and non-commercial). We offer to conduct research in the area designated by the client (along with analysis, formulation of practical conclusions and development of a report), consulting support in identifying and solving various organizational problems, developing new business models and improving existing ones. ZZP's offer includes research, consulting, and preparation and delivery of training in the following areas:

1. Strategic management, including:
  - application of strategic analysis tools,
  - design of business models,
  - strategy development and strategic decision-making.
2. Team management, including:
  - formation of team leadership skills,
  - implementation and improvement of team development methods.
3. Human resource management, including:
  - improving the recruitment and selection system, including the preparation of criteria for selection and evaluation of candidates,
  - Development and conduct of Assessment Center sessions,
  - Diagnosis of managerial competencies and preparation and implementation of Development Center sessions,
  - Diagnosis of motivation systems and employee training and evaluation,
  - Age and diversity management, ethical aspects of management.
4. Entrepreneurship and entrepreneurial behavior, including:
  - training in developing proactivity, creativity and creative thinking techniques,
  - diagnosis of entrepreneurial competencies,
  - development of business plans for newly created companies.
5. Application of statistical analysis methods, including:
  - multivariate statistical analysis in modeling the determinants of socio-economic development and sustainable development.

ul. Poznańska 2A, 35-959 Rzeszów  
e-mail: [csa@prz.edu.pl](mailto:csa@prz.edu.pl)  
[csa.prz.edu.pl](http://csa.prz.edu.pl)



**CENTRE FOR  
ACADEMIC SPORTS**  
RZESZÓW UNIVERSITY OF TECHNOLOGY



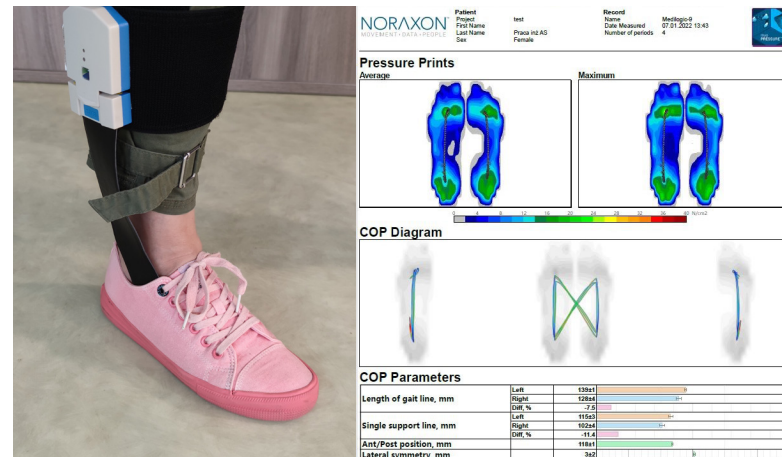
# Laboratory of Biomechanics and Functional Diagnostics

## Methods and techniques:

- measurement of pressure forces with strain gauge sensors located in inserts placed in the shoes of the test person;
- any measurement protocol - taking into account the conditions and time of measurement;
- preparation of reports in graphical and tabular form taking into account the ordered analysis;
- preparation of data in a file supported by ascii, Excel, C3D or Matlab.

## Apparatus available:

- Medilogic Insoles - a set of wireless insoles for assessing the distribution of foot loading (includes 5 sets of insoles with strain gauges (in sizes 37/38 to 45/46).
- Noraxon's MyoResearch 3 (MR3) software - "myo PRESSURE" module.



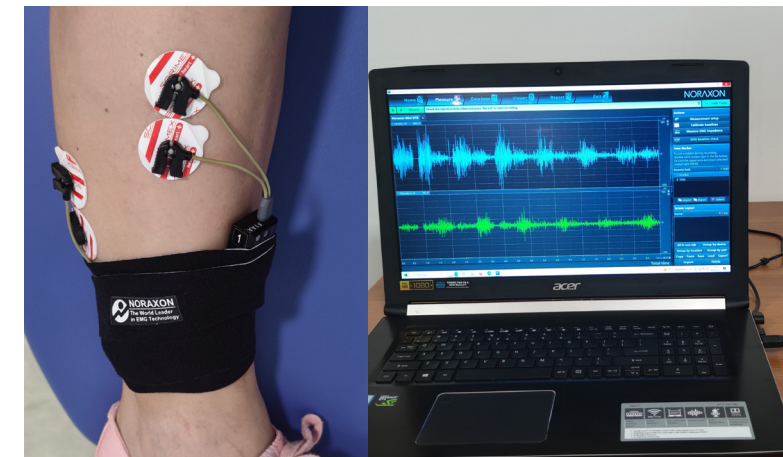
## Load distribution of human feet in any static position or in locomotory movements

A study involving the recording and registration of biomechanical parameters describing the distribution of load on the feet of a person standing in any static position or during movement (such as locomotion). The use of a system of strain gauge insoles placed in the shoe of the subject allows collecting information about the location and value of the vertical component of the ground reaction force, generated by the human foot during contact with the ground. Temporal parameters are expressed in milliseconds, spatial parameters in centimeters or degrees, and pressure force values in Newtons. The purpose of the test may be:

- Assessment of free locomotor movements and the asymmetries present in them;
- Assessment of body balance during static and dynamic activities;
- ergonomic evaluation of various workstations with identification of zones of increased foot loading;
- verification of how the feet are loaded by a person using various machines and prototype equipment that require prolonged standing;
- verification of foot load distribution when using various types of orthopedic and prosthetic equipment;

The test can be performed at the place indicated by the ordering party and in any conditions (indoors or outdoors). The size of the insoles can be selected according to the size of the test person's feet (in the size range from 37 to 46).

# Laboratory of Biomechanics and Functional Diagnostics



## Analysis of bioelectrical activity of selected human skeletal muscles

A test that involves recording and transcribing sEMG (surface electromyography) signals describing the activity of human skeletal muscles in any static position or during movement, such as locomotion or functional movements. The use of the Noraxon Mini DTS 4-K-MR kit allows the collection of synchronized information from surface EMG electrodes about the activity of up to 4 selected muscles and transmitting them wirelessly to a computer. Using the MR3 Noraxon software, the EMG signal recording can be pre-prepared for further analysis (subjected to filtering or rectification) or subjected to full analysis and presented in the form of reports. The purpose of the study can be:

- Analysis of the sequence of muscle activation in a specific movement;
- Assessment of fatigue of selected muscles;
- Evaluation of the amplitude and frequency of EMG signals compared;
- ergonomic evaluation of various workstations with identification of body positions that increase muscle tension;

The test can be carried out at the place indicated by the customer and in any conditions (indoors or outdoors). For non-standard tests, the course and protocol of measurement will be determined individually.

## Methods and techniques:

- measurement of bioelectric activity of selected muscles by surface EMG method
- any measurement protocol - taking into account the time and conditions of measurement
- preparation of reports in graphical and tabular form taking into account the ordered analysis
- preparation of data file for use in any software, e.g. ascii, Excel, C3D, Matlab

## Apparatus available:

- Noraxon Mini DTS 4-K-MR wireless sEMG measurement system
- Noraxon's MyoResearch 3 (MR3) software - the "myo MUSCLE" module

# Laboratory of Biomechanics and Functional Diagnostics

## Methods and techniques:

- Measurement of selected human psychomotor skills under uncontrolled overload conditions
- any measurement protocol - taking into account the conditions of measurement and time not longer than 5 min.
- preparation of a file in .csv extension with test results (execution time and number of correct answers) for use in any software.

## Apparatus available:

- motorized gyroscope, allowing simulation of positive and negative overloads in the range from 1G to 3G.
- software - an application containing tests to assess psychomotor skills, including: Piórkowski test, Plaque, Figures, Psychotest 1, Psychotest 2, Psychotest 3.



## Assessment of human psychomotor responses under uncontrolled overloads

The test involves recording the results of psychomotor tests, (performed on a tablet) during a 3D rotation session in a gyroscope. The purpose of the test can be to evaluate a person's response to being under overload conditions or under uncontrolled movements around three axes (3D). Repeating the test can be helpful, for example, in evaluating the progress of rehabilitation or in assessing the effects of exercises performed over a certain period of time. The tablet, which is integrated with the gyroscope, includes an application with tests to assess the subject's ability to memorize and identify shapes or numbers, hand eye-hand coordination, reaction time and perform simple mathematical calculations. The tests are performed while the gyroscope rotates the test person around three axes, simulating momentary overloads (alternating positive and negative). During the test, the test subject is in a seat placed in the inner rim of the gyroscope and is immobilized in it by means of seat belts. Placed in a special holder, a tablet is used to start the gyroscope and to perform on it the tasks prescribed in each test. The start of the test tasks automatically starts the motor, rotating the rims of the gyroscope. After completing the last test, the tester stops the gyroscope. The time of rotation in the gyroscope is integrally connected with the time of execution of the tests on the telepod. The test should be performed in the laboratory. For non-standard tests, the course and protocol of measurement will be determined individually.

It is possible to use the gyroscope without using the tablet as a simulator of uncontrolled overload conditions caused by rotational motion.

# Research offer of the Rzeszów University of Technology

Rzeszów, 2023



Financed by the Ministry of Education and Science within the framework of the commissioned task entitled "VIA CARPATIA Universities of Technology Network named after the President of the Republic of Poland Lech Kaczyński".



Minister of Education and Science  
Republic of Poland



Ministry of Education and Science  
Republic of Poland



**Materials collected by**

Ewelina Nycz-Pado

**Graphic design and layout**

Celina Czachor-Dzióba

**Printing and binding**

Publishing House of the Rzeszów University of Technology